

City of Davenport
HOME-ARP Allocation Plan



May 2023

Formatting Note:

It is required to use HUD's HOME-ARP Allocation Plan template. The City is unable to edit certain features. Additional information can be found in the appendix.

More information on HOME-ARP can be found:

<https://www.hudexchange.info/programs/home-arp/>

<https://www.hud.gov/sites/dfiles/OCHCO/documents/2021-10cpdn.pdf>

Questions and Comments can be directed to:

City of Davenport
Community & Economic Development
Attn: HOME-ARP
226 W. 4th Street, Davenport, IA 52801
(563) 326-7765
ced.info@davenportiowa.com

Submitted to HUD June 6, 2023

Approved by HUD July 6, 2023

HOME-ARP Allocation Plan Template with Guidance

Instructions: All guidance in this template, including questions and tables, reflect requirements for the HOME-ARP allocation plan, as described in Notice CPD-21-10: *Requirements of the Use of Funds in the HOME-American Rescue Plan Program*, unless noted as optional. As the requirements highlighted in this template are not exhaustive, please refer to the Notice for a full description of the allocation plan requirements as well as instructions for submitting the plan, the SF-424, SF-424B, SF-424D, and the certifications.

References to “the ARP” mean the HOME-ARP statute at section 3205 of the American Rescue Plan Act of 2021 (P.L. 117-2).

Consultation

In accordance with Section V.A of the Notice (page 13), before developing its HOME-ARP allocation plan, at a minimum, a PJ must consult with:

- CoC(s) serving the jurisdiction’s geographic area,
- homeless service providers,
- domestic violence service providers,
- veterans’ groups,
- public housing agencies (PHAs),
- public agencies that address the needs of the qualifying populations, and
- public or private organizations that address fair housing, civil rights, and the needs of persons with disabilities.

State PJs are not required to consult with every PHA or CoC within the state’s boundaries; however, local PJs must consult with all PHAs (including statewide or regional PHAs) and CoCs serving the jurisdiction.

Describe the consultation process including methods used and dates of consultation:

The City of Davenport consulted with area agencies and community members in a variety of methods. The first was through a “Pre-Notice of Intent” that was sent out to area service providers in March 2022. This was to gauge who would be interested in applying for the available HOME-ARP funding through the City of Davenport. Next was through a “Pre-Plan Agency Survey” to gather information on the current resources and needs of the community. The City invited all required consultation groups as described in the HOME-ARP notice. In total it was sent to a list of 74 agencies/groups (list of contacted groups is below the feedback summary table in this section), and the survey was open from April 8, 2022 until July 1, 2022.

Throughout the original 15-day comment period which was held August 22 – September 6, 2022, the City held a couple different input opportunities. The first was a virtual public input meeting on August 23, 2022 that was recorded and available on the City’s website for viewing and comments during the public comment period. Then we held a traditional public hearing on September 7, 2022. During our plan revisions we were able to reach out again to area service providers to collect additional feedback. This was done during February 2023. This feedback assisted the city determine the best course of action for the funding and how it could be the most effective in the City of Davenport.

List the organizations consulted:

Agency/Org Consulted	Type of Agency/Org	Method of Consultation	Feedback
Various – see appendix	Various – see appendix	Pre-Plan Notice of Intent	This was sent to area service agencies to gauge interest of who would be interested in applying for the HOME-ARP funding. We received information from two area agencies indicating they would be interested in the funding.
Various – see appendix	Various – see appendix	Survey	Survey was to collect local agency feedback. We invited all required consultation groups to provide input. Survey was open from 4/8/22 – 7/1/22. A total of eight responses were received. Feedback summary and details are included in the appendix.
Various – see appendix	Various – see appendix	Virtual Public Input Meeting	Meeting was recorded on 8/23/2022 and available online for viewing throughout the original public input period. No comments were received during or after the meeting.
Various – see appendix	Various – see appendix	Public Hearing	Original public hearing was held on 9/7/22. No comments were received during this meeting.
Various – see appendix	Various – see appendix	One-on-One Consultations	Along with revisions to the original plan the City of Davenport conducted additional one-on-one feedback with area agencies in an attempt to broaden input. During February 2023 City staff interviewed by phone a total of 66 agencies and received feedback from 41. Summary of feedback is included in the appendix.
Various – see appendix	Various – see appendix	Public Hearing	Meeting was held on 5/3/23. No comments were received during or after the meeting.
Agency Name.	Type of Agency/Org.	Method of Consultation.	Feedback.
Agency Name.	Type of Agency/Org.	Method of Consultation.	Feedback.

Summarize feedback received and results of upfront consultation with these entities:

There were two agencies that submitted interest in our pre-notice of intent application. One stated that they would be interested in developing affordable rental housing and the other would be interested in Tenant Based Rental Assistance (TBRA) and providing supportive services for transitioning out of homelessness. A copy of the notice of intent application is included in the plan appendix.

The survey received a total of 8 responses which included: 4 housing providers, 2 family/children services, 1 homeless shelter, and 1 independent living center. Only one agency said that they currently have resources available to assist HOME-ARP Qualifying Populations. The qualifying population of “Those at greatest risk of housing instability or in unstable housing situations” followed by “Other families requiring services or housing assistance or to prevent homelessness” are the populations that most respondents serve. Main themes from the respondents were: not enough affordable housing, a need for accessible units, a need for 3+ bedroom units, a need for additional shelter spaces, a need for flexible shelter spaces. The activities ranked in funding priority are: 1. Development and support of affordable rental housing, 2. Supportive Services, 3. TBRA for QP’s, 4. Non-Congregate Shelters. The funding priority ranked for QP’s are: 1. Those at greatest risk of housing instability or in unstable situations, 2. Sheltered and unsheltered homeless populations, 3. Those currently housed populations at risk of homelessness, 4. Other families requiring services or housing assistance or to prevent homelessness. A copy of the survey and summary results is included in the appendix.

For the One-on-One Consultations, City staff reached out to a total of 66 area agencies and received feedback from 41. Common themes that were seen throughout the feedback were; the need in general for affordable housing and that this could also be achieved through rental/ financial assistance to help make existing units more affordable. Other themes that were common throughout the feedback were the need for mental health care, child care, living skills, financial counseling, and transportation.

Public Participation

In accordance with Section V.B of the Notice (page 13), PJs must provide for and encourage citizen participation in the development of the HOME-ARP allocation plan. Before submission of the plan, PJs must provide residents with reasonable notice and an opportunity to comment on the proposed HOME-ARP allocation plan of **no less than 15 calendar days**. The PJ must follow its adopted requirements for “reasonable notice and an opportunity to comment” for plan amendments in its current citizen participation plan. In addition, PJs must hold **at least one public hearing** during the development of the HOME-ARP allocation plan and prior to submission.

PJs are required to make the following information available to the public:

- The amount of HOME-ARP the PJ will receive, and
- The range of activities the PJ may undertake.

Throughout the HOME-ARP allocation plan public participation process, the PJ must follow its applicable fair housing and civil rights requirements and procedures for effective communication, accessibility, and reasonable accommodation for persons with disabilities and providing meaningful access to participation by limited English proficient (LEP) residents that are in its current citizen participation plan as required by 24 CFR 91.105 and 91.115.

Describe the public participation process, including information about and the dates of the public comment period and public hearing(s) held during the development of the plan:

- ***Date(s) of public notice: 4/26/2023***
- ***Public comment period: start date - 5/1/2023 end date - 5/15/2023***
- ***Date(s) of public hearing: 5/3/2023***

Describe the public participation process:

As shown in the consultation table on page 3 of this plan, the City of Davenport reached out for public input in a variety of ways throughout the planning process. Feedback was solicited from local social service agencies and the general public. Pre-plan development consultation was done by “pre-application” to agencies to gauge interest, a community survey, and with the revisions to the plan one on one consultations with area agencies. Then once the plan was in draft stage the city held public hearings along with the 15-day public comment periods for plan review and feedback.

The 15-day public comment period was 8/22/22-9/6/22 with a public hearing at the City Council meeting on 9/7/22. No comments were received during this time or at the public hearing.

The revised plan public comment period was May 1 – 15, 2023 with a public hearing at the City Council meeting on May 3, 2023. No comments were received during this time or at the public hearing.

Describe efforts to broaden public participation:

A virtual community informational meeting was held on August 23, 2022. This was a general community meeting to explain what the HOME-ARP program, eligible uses, and to gather input on the plan draft. This meeting was held during the beginning of the public comment period in addition to the public hearing while the plan was in draft state so that community members were able to review the plan document and provide feedback. Additionally, the recording was available on the City’s website and comments were accepted through the duration of the public comment period, which was 8/22/22 – 9/6/22. All comments received would be included in the plan. A copy of the presentation slides is included in the appendix.

Additional one-on-one consultation with area service providers was conducted in February 2023. City staff conducted additional outreach to 66 area service agencies, receiving feedback from 41 agencies. Outreach was done by a combination of phone calls and emails. This additional outreach was done in response to the plan revisions to expand community input. Responses were received back from at least one of each required consultation group: civil rights organizations (1), domestic violence service

providers (1), fair housing organizations (6), homeless service providers (16), agencies for persons with disabilities (2), public housing agencies (2), veterans groups (1), and other service providers (12).

The full consultation list is included in the appendix.

Summarize the comments and recommendations received through the public participation process either in writing, or orally at a public hearing:

During the consultation process, it was asked directly what are the unmet needs for the qualifying populations. Many agencies highlighted the same needs of the qualifying populations. One of the main themes that was heard throughout the consultation process was the need for affordable housing. Affordable housing is seen as a large gap in need for the City of Davenport and surrounding metro area.

There were two agencies that submitted information for the pre-plan notice of intent. One stated that they would be interested in rental housing and the other would be interested in tenant based rental assistance and provide supportive services. Main themes from the survey were not enough affordable housing, a need for accessible units, a need for 3+ bedroom units, a need for additional shelter spaces, a need for flexible shelter spaces. Only one agency said that they currently have resources available to assist HOME ARP QP's. Feedback from the one-on-one consultations was almost completely unanimous for rental assistance and affordable housing. This was followed by other financial assistance for living expenses, transportation services, childcare, and mental health services. Additional information can be found in the appendix.

Summarize any comments or recommendations not accepted and state the reasons why:

All comments received will be accepted and all recommendations received will be addressed. There were no comments received during the either public comment period, either of the public hearings that were held or during the virtual community input meeting.

Needs Assessment and Gaps Analysis

In accordance with Section V.C.1 of the Notice (page 14), a PJ must evaluate the size and demographic composition of **all four** of the qualifying populations within its boundaries and assess the unmet needs of each of those populations. If the PJ does not evaluate the needs of one of the qualifying populations, then the PJ has not completed their Needs Assessment and Gaps Analysis. In addition, a PJ must identify any gaps within its current shelter and housing inventory as well as the service delivery system. A PJ should use current data, including point in time count, housing inventory count, or other data available through CoCs, and consultations with service providers to quantify the individuals and families in the qualifying populations and their need for additional housing, shelter, or services.

OPTIONAL Homeless Needs Inventory and Gap Analysis Table

Homeless													
	Current Inventory					Homeless Population				Gap Analysis			
	Family		Adults Only		Vets	Family HH (at least 1 child)	Adult HH (w/o child)	Vets	Victims of DV	Family		Adults Only	
	# of Beds	# of Units	# of Beds	# of Units	# of Beds					# of Beds	# of Units	# of Beds	# of Units
Emergency Shelter	#	#	#	#	#								
Transitional Housing	#	#	#	#	#								
Permanent Supportive Housing	#	#	#	#	#								
Other Permanent Housing	#	#	#	#	#								
Sheltered Homeless						#	#	#	#				
Unsheltered Homeless						#	#	#	#				
Current Gap										#	#	#	#

Suggested Data Sources: 1. Point in Time Count (PIT); 2. Continuum of Care Housing Inventory Count (HIC); 3. Consultation

OPTIONAL Housing Needs Inventory and Gap Analysis Table

Non-Homeless			
	Current Inventory	Level of Need	Gap Analysis
	# of Units	# of Households	# of Households
Total Rental Units	#		
Rental Units Affordable to HH at 30% AMI (At-Risk of Homelessness)	#		
Rental Units Affordable to HH at 50% AMI (Other Populations)	#		
0%-30% AMI Renter HH w/ 1 or more severe housing problems (At-Risk of Homelessness)		#	
30%-50% AMI Renter HH w/ 1 or more severe housing problems (Other Populations)		#	
Current Gaps			#

Suggested Data Sources: 1. American Community Survey (ACS); 2. Comprehensive Housing Affordability Strategy (CHAS)

Describe the size and demographic composition of qualifying populations within the PJ's boundaries:

The City of Davenport is in the southern part of Scott County, Iowa along the Mississippi River. It is part of a larger metro-area (Davenport-Moline-Rock Island, IA-IL MSA) that covers multiple counties and two states. The City of Davenport is the largest community in Scott County, Iowa, and its population of 101,725 accounts for approximately 58.4% of county's total population. The City of Davenport's race and ethnicity is comprised of: 78.7% white alone, 10.9% Black or African American alone, 0.3% American Indian or Alaska Native alone, 2.2% Asian alone, 0.1% Native Hawaiian and Other Pacific Islander alone, 1.0% Some other Race alone, 6.8% Two or more races, and 8.9% of the total population identifying as Hispanic or Latino of any race. There are about 23,778 families in the City of Davenport with approximately 10.4% of families having income below the poverty line. The City of Davenport has 41,882 occupied housing units with 64% being owner occupied units and 36% being renter occupied units. Source: U.S. Census Bureau, 2021 American Community Survey 5-year estimates.

Information specific to qualifying population demographics will be provided if available. The data is mostly available at the county level only. All data will be noted for the geography it covers and an estimate of the approximate population for the City of Davenport will be provided if possible. Due to limitations in availability, best available data is included as analyzed as available.

Homeless as defined in 24 CFR 91.5

Information from the Iowa Balance of State HMIS (Homeless Management Information System) Dashboard report shows that over the past 5 years 4,001 clients have been served in Scott County. This can be estimated that approximately 2,337 are Davenport residents. Of those clients the majority fell in the 25-34 year old age group, were white or black/African American, and identified as female. Approximately 27% are reporting a domestic violence situation and 8% are veterans. The full report is included in the appendix. Source: Institute for Community Alliance.

Information specific to qualifying population demographics will be provided if available. The data is mostly available at the county level only. All data will be noted for the geography it covers and an estimate of the approximate population for the City of Davenport will be provided if possible. Due to limitations in availability, best available data is included as analyzed as available.

At Risk of Homelessness as defined in 24 CFR 91.5

Limitations in data for the demographic component of at risk of homelessness, the City of Davenport found that data for rates of return to homelessness to be the most applicable to this category.

According to the Institute for Community Alliance, exits to permanent housing with returns to homelessness for all situations within 2 years is 36.3%. Family returns are lower than non-family at 26.7% versus 41.4% respectively. For women in all situations, it is overall lower at 29.0% while men's return rate is 42.0%. Of those reporting veteran status, they have approximately a 36.1% return rate.

By Race the return to homelessness within 2 years is reported as: White 41.8%, Black or African American 27.5%, Asian – NA, American Indian Alaskan Native – 28.6%, Native Hawaiian or Other Pacific Islander – NA, and Other/NA/Didn't respond – 50.0%

By type of housing situation which they count; street outreach, emergency shelter, transitional housing, and permanent housing, transitional housing overall has the lowest return to homelessness rate with 23.5%. Source: Institute for Community Alliance, Iowa Demographics Reports 2021, Balance of State, Scott County, Demographics – System Performance Measures.

Another indicator for at risk of homelessness is being cost burdened by living expenses. Approximately 31% of Scott County residents spend more than 30% of their household income on housing costs compared to the State average of 26%. However, 15.3% of the households in Scott County have incomes under half of the area median income and pay more than 30% of that income in housing costs. For 9.6%, their income is under 50% of area median income and more than 50 % of that income is paid in housing costs. Information from the “Silos to Solutions Report” produced by the Quad Cities Housing Cluster regarding the Loss of Fair Market Rent Units in the Quad Cities Metro Area that includes units that have been dilapidated or closed and units whose rent has risen above fair market rent (the fair market rent for Scott County is \$650/month for a one bedroom). From 2010 to 2017 Scott County has lost approximately 39% of the units below \$650/month while units above \$650/month have increased by over 55%. This is the population most at risk of becoming homeless when unable to keep or obtain affordable housing.

Information specific to qualifying population demographics will be provided if available. The data is mostly available at the county level only. All data will be noted for the geography it covers and an estimate of the approximate population for the City of Davenport will be provided if possible. Due to limitations in availability, best available data is included as analyzed as available.

Fleeing, or Attempting to Flee, Domestic Violence, Dating Violence, Sexual Assault, Stalking, or Human Trafficking, as defined by HUD in the Notice

Over the past 5 years domestic violence cases have impacted people from all ages, all sexes, and all races. The City of Davenport reports an average of 613 cases per year. Approximately 74% of the victims are female and 26% male. The average age of all victims is 34.6 years old, with the average age overall for females being 33.6 years old and 37.4 years old for males. Reports by race include; 63% white, 36% Black or African American, 0.3% Asian or Pacific Islander, 0.1% American Indian or Alaska Native, 0.8% Other or Not Reporting, and 4% Hispanic or Latino ethnicity of any race. Data breakout by year is included in the appendix. Source: Davenport Police Department.

It is also noted under the Homeless population section that approximately 27% are reporting to shelters a domestic violence situation.

Due to limitations in availability, best available data is included and analyzed as available.

Other populations requiring services or housing assistance to prevent homelessness and other populations at greatest risk of housing instability, as defined by HUD in the Notice

According to the Comprehensive Housing Affordability Strategy (CHAS – 2014-2018 ACS), the four housing problems are identified as incomplete kitchen facilities, incomplete plumbing facilities, more than 1 person per room, and cost burden greater than 30%; and the four severe housing problems are identified as incomplete kitchen facilities, incomplete plumbing facilities, more than 1 person per room, and cost burden greater than 50%. Almost 30% of all households in Davenport have at least one of the four housing problems with 17.2% of them being renters. Just over 15% of all households have at least one of the four severe housing problems with just under 10% being renters. Additionally, 10% of all households with a household income less than 30% AMI have at least one of the four housing problems.

Another indicator of affordable housing is how many hours someone needs to work a week at minimum wage in order to afford fair market rent. This can also be an indicator of someone at risk for housing instability. Data from the National Low Income Housing Coalition (available at the County level only) indicates that 30% of all households in Scott County are renters. A one-bedroom fair market rent is \$650 and a two bedroom is \$805. Based on the data affordable rent for 30% AMI is \$654, 50% AMI is \$1,090. And that annual income needed to afford a one bedroom is \$26,000 (or at least \$13.15) and two bedroom is \$32,200 (or at least \$16.55). Initially it appears that Scott County is relatively affordable however minimum wage is \$7.25 and the affordable rent making minimum wage is only \$377 with someone needing to work 69 hours a week to afford a one bedroom and work 85 hours a week to afford a two bedroom.

Due to limitations in availability, best available data is included as analyzed as available.

Identify and consider the current resources available to assist qualifying populations, including congregate and non-congregate shelter units, supportive services, TBRA, and affordable and permanent supportive rental housing (Optional):

Enter narrative response here.

Describe the unmet housing and service needs of qualifying populations:

During the consultation process, it was asked directly what are the unmet needs for the qualifying populations. Many agencies highlighted the same needs of the qualifying populations. One of the main themes that was heard throughout the consultation process was the need for affordable housing. Affordable housing is seen as a large gap in need for the City of Davenport and surrounding metro area. Information from area housing studies (Analysis of Impediments to Fair Housing – 2019 and Housing Needs Assessment – 2020 both of which were done in coordination with area entitlements – Moline, IL and Rock Island, IL) indicate that there is a lack of decent, affordable housing, particularly accessible rental units. Affordable rental housing is concentrated in areas of high minority and the recommendations are to include more of an equity focus in planning decisions, including in addressing community perceptions about affordable housing and the barriers for protected classes. Recommendations included that with a large quantity of older homes in need of repair, larger scale rehabilitation and replacement is needed. Additionally, neighborhood stabilization through the rehabilitation of both owner and renter occupied housing, improved code enforcement and nuisance abatement, and efforts to address public safety and tenant/landlord stability and education.

A way to support the need for affordable housing is with rental assistance and other financial assistance that can make available units more manageable. Additional financial assistance in the form of

supplemental rent, deposits, utilities, and transportation services can all make existing housing situations more affordable for qualifying populations. Also included in the recommendations was the need that public transit be expanded in terms of hours and routes as well as routes that travel between Iowa and Illinois being a two-state metro area, and that there be continued support of transitional housing and housing for special needs populations.

Homeless as defined in 24 CFR 91.5

The Annual Report for Scott County, Iowa from the Institute for Community Alliance reports on shelter entry and programs (2020 data). According to the report over 50% of those who entered shelters were previously living in a place not meant for habitation, followed by living with family and friends. Over 75% were households without children, approximately 19% of households were at least one adult and one child and less than 1% were children under 18 alone. More than half entered were male (58%) vs. female (40%). Approximately 13% were veterans and 33% were victims of domestic abuse. Those that reported a disability reported mental health conditions the most (29.6%) followed by chronic health conditions (22.8%) and physical conditions (16.7%).

According to information provided to the City from area emergency shelters, they served at least* 1,176 resident in the City of Davenport as well as; Transitional Housing – 57; Permanent Supportive Housing – 145; Street Outreach – 65; and Rapid Rehousing – 238 (*Note these are “at least” numbers and do not account for other area non-profits that might provide services and not be reporting CoC’s).

Based on the feedback received the needs of sheltered and unsheltered homeless populations are the need for rental assistance, security deposits, other financial assistance for living expenses, access to transportation, assistance with job placement, follow up program that help eliminate “falling through the cracks”, assistance with documents such as photo ID’s or social security cards, assistance with available programs and services.

At Risk of Homelessness as defined in 24 CFR 91.5

According to data from the Institute for Community Alliance (Iowa Homelessness County Level Data Book 2022) gross rent as a percentage of income gives a sense of the community’s overall economic health. The most burdened population are those making less than half of the area median income while paying more than 30% of their income in housing costs. This data is only available at the County level (Davenport is part of Scott County). Approximately 31% of Scott County residents spend more than 30% of their household income on housing costs compared to the State average of 26%. However, 15.3% of the households in Scott County have incomes under half of the area median income and pay more than 30% of that income in housing costs. For 9.6%, their income is under 50% of area median income and more than 50 % of that income is paid in housing costs. Information from the “Silos to Solutions Report” produced by the Quad Cities Housing Cluster regarding the Loss of Fair Market Rent Units in the Quad Cities Metro Area that includes units that have been dilapidated or closed and units whose rent has risen above fair market rent (the fair market rent for Scott County is \$650/month for a one bedroom). From 2010 to 2017 Scott County has lost approximately 39% of the units below \$650/month while units above \$650/month have increased by over 55%. This is the population most at risk of becoming homeless when unable to keep or obtain affordable housing.

Information from the Comprehensive Housing Affordability Strategy (CHAS) data (2014-2018 ACS) discusses that cost burden is the ratio of housing costs to household income for the City of Davenport. For renters, housing costs are gross rent (contract plus utilities); for owners the housing costs are “select monthly owner costs” (mortgage payment, utilities, association fees, insurance, real estate taxes). Housing costs over 30% is an indicator of a housing problem and housing costs over 50% is an indicator of severe housing problems. Households are defined as “cost burdened” when housing costs are greater than 30% of their monthly housing costs and “severely cost burdened” when monthly housing costs are greater than 50% of their monthly household income. Approximately 13.3% of the total households in Davenport have a household income less than or equal to 30% of AMI and 44.8% of total households have an income of 80% or less of AMI. Approximately 24.8% of all households are cost burdened spending more than 30% of their income on housing with 10.1% of those households making less than 30% AMI and 6.8% being renters are cost burdened. Additionally, approximately 13.5% of all households are severely cost burdened with 8.6% of those households making less than 30% AMI and 5.9% being renters.

Based on the feedback received the needs of those currently housed populations at risk of homelessness are the need for rental assistance, security deposits, other financial assistance for living expenses so that they can remain in their current home at an affordable cost. Additionally, feedback was received regarding past evictions. Residents with previous evictions on their records have a hard time finding affordable decent housing. It was suggested to create a program for landlords to help with damages from tenants so they might be more willing to work with programs.

Fleeing, or Attempting to Flee, Domestic Violence, Dating Violence, Sexual Assault, Stalking, or Human Trafficking, as defined by HUD in the Notice

Over the past 5 years domestic violence cases have impacted people from all ages, all sexes, and all races. The City of Davenport reports an average of 613 cases per year. The reports of all domestic violence cases have been steadily rising by almost 17% from 2019 to 2022. Approximately 74% of the victims are female with an average age of 35 years old. Source: Davenport Police Department.

Based on the feedback received the needs of those fleeing or attempting to flee, domestic violence, dating violence, sexual assault, stalking, or human trafficking are similar to those in other urgent situations. The need for rental assistance, security deposits, other financial assistance, child care, mental health services, and transportation are needed to help residents get placed in a safe situation.

Other populations requiring services or housing assistance to prevent homelessness and other populations at greatest risk of housing instability as defined by HUD in the Notice

Consultation with area agencies stated that they had an over 30% increase in the use of emergency shelters from the pandemic. They observed that already cost burdened residents had their hours reduced or lost their jobs entirely which led to a snowball effect. Additionally, the residents currently in affordable units had their rents increased and/or leases not renewed. Agencies are coming across quite a few who are now working more than one job in order to afford housing. Additionally, COVID is still causing issues with when someone contracts the virus they are off work for at least a week, most do not have sick/paid leave time which causes already cost burdened residents to be unable to catch up leading

to more issues. Increasing affordable housing and aiding to offset increases in costs will also alleviate the increased strain on the shelters that are seeing more use because rents have increased and are no longer affordable.

A way to support the need for affordable housing is with rental or other financial assistance that can make available units more manageable. Additional financial assistance in the form of rental, deposits, utilities, and transportation can all make existing housing situations more affordable for qualifying populations. Also included in the recommendations was that public transit be expanded in terms of hours and routes as well as routes that travel between Iowa and Illinois being a two-state metro area, and that there be continued support of transitional housing and housing for special needs populations.

Based on the feedback received the needs of other families requiring services or housing assistance to prevent homelessness are rental assistance, security deposits, other financial assistance for living expenses, financial counseling, and affordable daycare.

Identify any gaps within the current shelter and housing inventory as well as the service delivery system:

Gaps in the current shelter and housing inventory came from plans and surveys conducted by a local planning group (Quad City Housing Council) along with information from the Institute for Community Alliance which serves as the Continuum of Care (CoC) funder for the State of Iowa. Data from these studies is for the metro-area which the City of Davenport could be estimated to account for 27% of the population.

A gap of at least 1,088 units of permanent supportive housing have been identified for the metro-area or approximately 294 units in Davenport (source: Humility Homes and Services Inc in coordination with Institute for Community Alliances). With approximately 85 rental units available for 30% AMI (estimate of 23 in Davenport) there is still a need for at least 6,645 in the metro area or approximately 1,794 in Davenport (source: QC Housing Council).

The Davenport Housing Commission (Public Housing Authority) currently has a wait list of over 1,000 households. As households are “pulled from the wait list” and begin looking for housing, roughly half do not find housing within the 120-day lease-up requirement. Admittedly, several variables can impact this, such as clients waiting until the end of voucher issuance period to begin searching in earnest; landlord not willing to comply with program guidelines; unable to fund security deposit; poor rental history/evictions; bad credit; tenants coming in with ‘zero’ income can’t easily bridge any gaps if rent is just outside the payment standard. But in general, having a larger *supply* of affordable housing typically would increase the chances of tenants with vouchers getting housed. The Davenport PHA is mostly serving households who qualify for smaller (1- or 2-bedroom units). The Davenport PHA has a total operating budget of approximately \$4M and includes 630 Housing Choice Vouchers (Section 8), 70 VASH (Veteran Administration Supportive Housing vouchers), and 15 FYI (Foster Youth Vouchers).

Under Section IV.4.2.ii.G of the HOME-ARP Notice, a PJ may provide additional characteristics associated with instability and increased risk of homelessness in their HOME-ARP allocation plan. These characteristics will further refine the definition of “other

populations” that are “At Greatest Risk of Housing Instability,” as established in the HOME-ARP Notice. If including these characteristics, identify them here:

The City of Davenport is not including a definition of “other populations” as established in the HOME-ARP notice.

Identify priority needs for qualifying populations:

The City of Davenport originally intended to use the HOME-ARP funding for development of affordable housing, providing rental assistance through the Tenant Based Rental Assistance (TBRA) program, and create supportive service programs focused on preventing homelessness with an emphasis on financial literacy and mentoring. With the plan revisions and additional consultation, the priority needs have shifted slightly in order to maximize the impact of the HOME-ARP funding. Many agencies highlighted the same needs of all the qualifying populations. One of the main themes that was heard throughout the consultation process was the need for affordable housing and people being able to stay in their current homes. Affordable housing is seen as a large gap in need for the City of Davenport and surrounding metro area.

While affordable housing is still a significant need in the City of Davenport, it has been determined that construction of units is not the best use of this type of funding. The City would like to support affordable housing in the terms of supportive services that will consist of rental assistance, utility assistance and other financial assistance in order to keep existing units affordable and give residents other options for housing. Additionally, under the HOME-ARP notice it references the McKinney-Vento Act, which allows for rental and utility assistance without limiting funds to TBRA. The McKinney-Vento Act guidelines specify a broader use of the funds for eligible supportive service activities well beyond the rental assistance of TBRA therefore the case managers would be able to customize assistance to the needs of the households.

The priority needs for all qualifying populations have been identified as the following based on the original consultation, additional consultation process, and data available for the City of Davenport and surrounding metro area. Programs will be available for all qualifying populations as stated in the HOME-ARP notice and there are no preferences set.

- Create supportive service programs for all qualifying populations focused on preventing and alleviating homelessness with an emphasis on a financial counseling and mentoring.
- Provide rental and utility assistance for all qualifying populations to alleviate the need to go through the shelters, keep people in their current housing units, or be able to find new units.

Explain how the PJ determined the level of need and gaps in the PJ’s shelter and housing inventory and service delivery systems based on the data presented in the plan:

Information was obtained through area service providers (whose clients are qualifying population’s) as well as available data such as point in time counts, housing data (CHAS/Census Data), and reports compiled through the Institute for Community Alliance which report on homeless data and

wage/housing related issues. Additionally, feedback was received through the consultation process which helped gauge focus of need.

HOME-ARP Activities

Describe the method(s) that will be used for soliciting applications for funding and/or selecting developers, service providers, subrecipients and/or contractors:

The City of Davenport will provide funding directly to service agencies to administer the funding to qualifying populations. Allocations will be made to service agencies (subrecipients) through an application process similar to the annual CDBG public service allocation process once this plan is approved by HUD.

Describe whether the PJ will administer eligible activities directly:

No, the City of Davenport will provide funding directly to service agencies to administer the funding.

If any portion of the PJ's HOME-ARP administrative funds are provided to a subrecipient or contractor prior to HUD's acceptance of the HOME-ARP allocation plan because the subrecipient or contractor is responsible for the administration of the PJ's entire HOME-ARP grant, identify the subrecipient or contractor and describe its role and responsibilities in administering all of the PJ's HOME-ARP program:

The City of Davenport is responsible for the administration of the HOME-ARP grant and funding.

In accordance with Section V.C.2. of the Notice (page 4), PJs must indicate the amount of HOME-ARP funding that is planned for each eligible HOME-ARP activity type and demonstrate that any planned funding for nonprofit organization operating assistance, nonprofit capacity building, and administrative costs is within HOME-ARP limits.

Use of HOME-ARP Funding

	Funding Amount	Percent of the Grant	Statutory Limit
Supportive Services	\$ 1,303,812.45		
Acquisition and Development of Non-Congregate Shelters	\$ 0		
Tenant Based Rental Assistance (TBRA)	\$ 0		
Development of Affordable Rental Housing	\$ 0		
Non-Profit Operating	\$ 0	0 %	5%
Non-Profit Capacity Building	\$ 0	0 %	5%
Administration and Planning	\$ 230,084.55	15 %	15%
Total HOME ARP Allocation	\$ 1,533,897.00		

Describe how the PJ will distribute HOME-ARP funds in accordance with its priority needs identified in its needs assessment and gap analysis:

The City of Davenport originally intended to use the HOME-ARP funding for development of affordable housing, providing rental assistance through the Tenant Based Rental Assistance (TBRA) program, and create supportive service programs focused on preventing homelessness with an emphasis on financial literacy and mentoring. With the plan revisions and additional consultation, the priority needs have shifted slightly in order to maximize the impact of the HOME-ARP funding.

Affordable housing is still a significant need in the City of Davenport and the City would like to support affordable housing in the terms of supportive services that will consist of rental assistance, utility assistance and other financial assistance in order to keep existing units affordable and give residents other options for housing. Additionally, under the HOME-ARP notice it references the McKinney-Vento Act, which allows for rental and utility assistance without limiting funds to TBRA. The McKinney-Vento Act guidelines specify a broader use of the funds for eligible supportive service activities well beyond the rental assistance of TBRA therefore the case managers would be able to customize assistance to the needs of the households.

Funding allocation was determined by plan consultation and feedback from area social service agencies. Input was gathered through a variety of methods as described in the Consultation section of this plan. The information was used to gauge community interest, local agency availability, and the needs of the community.

Describe how the characteristics of the shelter and housing inventory, service delivery system, and the needs identified in the gap analysis provided a rationale for the plan to fund eligible activities:

Information was obtained through area service providers (whose clients are qualifying population’s) as well as available data such as point in time counts, housing data (CHAS), and reports compiled through the Institute for Community Alliance which report on homeless data and wage/housing related issues. Additionally, feedback was received through the consultation process helped gauge where to focus the need. Based on feedback it was determined that the shelters received higher than average use over the past few years. Having the availability of additional affordable housing will support the existing shelters for those who might not need shelter in a traditional sense but those whose rent has increased, lease

has not been renewed or those who have lost employment and do not have savings. The creation of additional affordable housing will allow shelters to focus on residents needing transitional housing and other services. The identified needs can be assisted with supportive service programs that provide rental assistance, security deposits, utility assistance, and other supportive services to help remained housed or find affordable.

HOME-ARP Production Housing Goals

Estimate the number of affordable rental housing units for qualifying populations that the PJ will produce or support with its HOME-ARP allocation:

Based on feedback received through the consultation process it is determined that the City will fund supportive service that assist with affordable housing but will not actually fund the construction of affordable housing.

Describe the specific affordable rental housing production goal that the PJ hopes to achieve and describe how the production goal will address the PJ's priority needs:

The City will fund supportive service that assist with affordable housing but will not actually fund the construction of affordable housing.

Preferences

A preference provides a priority for the selection of applicants who fall into a specific QP or category (e.g., elderly or persons with disabilities) within a QP (i.e., subpopulation) to receive assistance. A *preference* permits an eligible applicant that qualifies for a PJ-adopted preference to be selected for HOME-ARP assistance before another eligible applicant that does not qualify for a preference. A *method of prioritization* is the process by which a PJ determines how two or more eligible applicants qualifying for the same or different preferences are selected for HOME-ARP assistance. For example, in a project with a preference for chronically homeless, all eligible QP applicants are selected in chronological order for a HOME-ARP rental project except that eligible QP applicants that qualify for the preference of chronically homeless are selected for occupancy based on length of time they have been homeless before eligible QP applicants who do not qualify for the preference of chronically homeless.

Please note that HUD has also described a method of prioritization in other HUD guidance. Section I.C.4 of Notice CPD-17-01 describes Prioritization in CoC CE as follows:

“Prioritization. In the context of the coordinated entry process, HUD uses the term “Prioritization” to refer to the coordinated entry-specific process by which all persons in need of assistance who use coordinated entry are ranked in order of priority. The coordinated entry prioritization policies are established by the CoC with input from all community stakeholders and must ensure that ESG projects are able to serve clients in accordance with written standards that are established under 24 CFR 576.400(e). In addition, the coordinated entry process must, to the maximum extent feasible, ensure that people with more severe service needs and levels of vulnerability are prioritized for housing and homeless assistance before those with less severe service needs and lower levels of vulnerability. Regardless of how prioritization decisions are implemented, the prioritization process must follow the requirements in Section II.B.3. and Section I.D. of this Notice.”

If a PJ is using a CE that has a method of prioritization described in CPD-17-01, then a PJ has preferences and a method of prioritizing those preferences. These must be described in the HOME-ARP allocation plan in order to comply with the requirements of Section IV.C.2 (page 10) of the HOME-ARP Notice.

In accordance with Section V.C.4 of the Notice (page 15), the HOME-ARP allocation plan must identify whether the PJ intends to give a preference to one or more qualifying populations or a subpopulation within one or more qualifying populations for any eligible activity or project.

- Preferences cannot violate any applicable fair housing, civil rights, and nondiscrimination requirements, including but not limited to those requirements listed in 24 CFR 5.105(a).
- The PJ must comply with all applicable nondiscrimination and equal opportunity laws and requirements listed in 24 CFR 5.105(a) and any other applicable fair housing and civil rights laws and requirements when establishing preferences or methods of prioritization.

While PJs are not required to describe specific projects in its HOME-ARP allocation plan to which the preferences will apply, the PJ must describe the planned use of any preferences in its HOME-ARP allocation plan. This requirement also applies if the PJ intends to commit HOME-ARP funds to projects that will utilize preferences or limitations to comply with restrictive eligibility requirements of another project funding source. **If a PJ fails to describe preferences or limitations in its plan, it cannot commit HOME-ARP funds to a project that will implement a preference or limitation until the PJ amends its HOME-ARP allocation plan. For HOME-ARP rental housing projects, Section VI.B.20.a.iii of the HOME-ARP Notice (page 36) states that owners may only limit eligibility or give a preference to a particular qualifying population or segment of the qualifying population if the limitation or preference is described in the PJ's HOME-ARP allocation plan.** Adding a preference or limitation not previously described in the plan requires a substantial amendment and a public comment period in accordance with Section V.C.6 of the Notice (page 16).

Identify whether the PJ intends to give preference to one or more qualifying populations or a subpopulation within one or more qualifying populations for any eligible activity or project:
Preferences are not being given to any of the qualifying populations or projects.

If a preference was identified, explain how the use of a preference or method of prioritization will address the unmet need or gap in benefits and services received by individuals and families in the qualifying population or subpopulation of qualifying population, consistent with the PJ's needs assessment and gap analysis:

NA

Referral Methods

PJs are not required to describe referral methods in the plan. However, if a PJ intends to use a coordinated entry (CE) process for referrals to a HOME-ARP project or activity, the PJ must ensure compliance with Section IV.C.2 of the Notice (page10).

A PJ may use only the CE for direct referrals to HOME-ARP projects and activities (as opposed to CE and other referral agencies or a waitlist) if the CE expands to accept all HOME-ARP qualifying populations and implements the preferences and prioritization established by the PJ in its HOME-ARP allocation plan. A direct referral is where the CE provides the eligible applicant directly to the PJ, subrecipient, or owner to receive HOME-ARP TBRA, supportive services, admittance to a HOME-ARP rental unit, or occupancy of a NCS unit. In comparison, an indirect referral is where a CE (or other referral source) refers an eligible applicant for placement to a project or activity waitlist. Eligible applicants are then selected for a HOME-ARP project or activity from the waitlist.

The PJ must require a project or activity to use CE along with other referral methods (as provided in Section IV.C.2.ii) or to use only a project/activity waiting list (as provided in Section IV.C.2.iii) if:

1. the CE does not have a sufficient number of qualifying individuals and families to refer to the PJ for the project or activity;
2. the CE does not include all HOME-ARP qualifying populations; or,
3. the CE fails to provide access and implement uniform referral processes in situations where a project's geographic area(s) is broader than the geographic area(s) covered by the CE

If a PJ uses a CE that prioritizes one or more qualifying populations or segments of qualifying populations (e.g., prioritizing assistance or units for chronically homeless individuals first, then prioritizing homeless youth second, followed by any other individuals qualifying as homeless, etc.) then this constitutes the use of preferences and a method of prioritization. To implement a CE with these preferences and priorities, the PJ **must** include the preferences and method of prioritization that the CE will use in the preferences section of their HOME-ARP allocation plan. Use of a CE with embedded preferences or methods of prioritization that are not contained in the PJ's HOME-ARP allocation does not comply with Section IV.C.2 of the Notice (page10).

Identify the referral methods that the PJ intends to use for its HOME-ARP projects and activities. PJ's may use multiple referral methods in its HOME-ARP program. (Optional):

Enter narrative response here.

If the PJ intends to use the coordinated entry (CE) process established by the CoC, describe whether all qualifying populations eligible for a project or activity will be included in the CE process, or the method by which all qualifying populations eligible for the project or activity will be covered. (Optional):

Enter narrative response here.

If the PJ intends to use the CE process established by the CoC, describe the method of prioritization to be used by the CE. (Optional):

Enter narrative response here.

If the PJ intends to use both a CE process established by the CoC and another referral method for a project or activity, describe any method of prioritization between the two referral methods, if any. (Optional):

Enter narrative response here.

Limitations in a HOME-ARP rental housing or NCS project

Limiting eligibility for a HOME-ARP rental housing or NCS project is only permitted under certain circumstances.

- PJs must follow all applicable fair housing, civil rights, and nondiscrimination requirements, including but not limited to those requirements listed in 24 CFR 5.105(a). This includes, but is not limited to, the Fair Housing Act, Title VI of the Civil Rights Act, section 504 of Rehabilitation Act, HUD’s Equal Access Rule, and the Americans with Disabilities Act, as applicable.
- A PJ may not exclude otherwise eligible qualifying populations from its overall HOME-ARP program.
- Within the qualifying populations, participation in a project or activity may be limited to persons with a specific disability only, if necessary, to provide effective housing, aid, benefit, or services that would be as effective as those provided to others in accordance with 24 CFR 8.4(b)(1)(iv). A PJ must describe why such a limitation for a project or activity is necessary in its HOME-ARP allocation plan (based on the needs and gap identified by the PJ in its plan) to meet some greater need and to provide a specific benefit that cannot be provided through the provision of a preference.
- For HOME-ARP rental housing, section VI.B.20.a.iii of the Notice (page 36) states that owners may only limit eligibility to a particular qualifying population or segment of the qualifying population if the limitation is described in the PJ’s HOME-ARP allocation plan.
- PJs may limit admission to HOME-ARP rental housing or NCS to households who need the specialized supportive services that are provided in such housing or NCS. However, no otherwise eligible individuals with disabilities or families including an individual with a disability who may benefit from the services provided may be excluded on the grounds that they do not have a particular disability.

Describe whether the PJ intends to limit eligibility for a HOME-ARP rental housing or NCS project to a particular qualifying population or specific subpopulation of a qualifying population identified in section IV.A of the Notice:

The City of Davenport is not funding HOME-ARP rental housing or NCS projects.

If a PJ intends to implement a limitation, explain why the use of a limitation is necessary to address the unmet need or gap in benefits and services received by individuals and families in the qualifying population or subpopulation of qualifying population, consistent with the PJ’s needs assessment and gap analysis:

The City of Davenport is not implementing limitations.

If a limitation was identified, describe how the PJ will address the unmet needs or gaps in benefits and services of the other qualifying populations that are not included in the limitation through the use of HOME-ARP funds (i.e., through another of the PJ’s HOME-ARP projects or activities):

NA

HOME-ARP Refinancing Guidelines

If the PJ intends to use HOME-ARP funds to refinance existing debt secured by multifamily rental housing that is being rehabilitated with HOME-ARP funds, the PJ must state its HOME-ARP refinancing guidelines in accordance with [24 CFR 92.206\(b\)](#). The guidelines must describe the conditions under which the PJ will refinance existing debt for a HOME-ARP rental project, including:

- ***Establish a minimum level of rehabilitation per unit or a required ratio between rehabilitation and refinancing to demonstrate that rehabilitation of HOME-ARP rental housing is the primary eligible activity***

The City of Davenport does not intend to refinance existing debt.

- ***Require a review of management practices to demonstrate that disinvestment in the property has not occurred; that the long-term needs of the project can be met; and that the feasibility of serving qualified populations for the minimum compliance period can be demonstrated.***

NA

- ***State whether the new investment is being made to maintain current affordable units, create additional affordable units, or both.***

NA – funding will be in support of affordable units through supportive services.

- ***Specify the required compliance period, whether it is the minimum 15 years or longer.***

NA

- ***State that HOME-ARP funds cannot be used to refinance multifamily loans made or insured by any federal program, including CDBG.***

HOME-ARP funds cannot be used to refinance multifamily loans made or insured by any federal programs including CDBG. Additionally, the City of Davenport does not intend to refinance existing debt for multifamily rental housing.

- ***Other requirements in the PJ's guidelines, if applicable:***

NA

APPENDIX

Consultation:

- Pre-Application/Notice of Intent
- Agency Survey
- Survey Results
- Agencies Consulted List
- Summary of Consultation

Public Input:

- Original Plan Public Comment Notice/ Proof of Publication
- Virtual Community Informational Meeting
- Original Plan Public Hearing
- Revised Plan Public Comment Notice/ Proof of Publication
- Revised Plan Public Hearing

Data Resources:

- List of Data Sources

CONSULTATION

Notice of Intent to Apply for HOME-ARP Funds

On March 11, 2021 President Biden signed American Rescue Plan Act (ARPA) into law, which provides over \$1.9 trillion in relief to address the continued impact of the COVID-19 pandemic. To address the need for homelessness assistance and supportive services, Congress appropriated \$5 billion in ARPA funds to be administered through the HOME Investment Partnership Program to carry out four types of activities that must benefit homeless Qualifying Populations. The term Qualifying Households will be used in this notice to include homeless individuals and families that meet one of the Qualifying Population definitions.

There are three components to eligibility for HOME-ARP funding:

- Eligible Organization
- Providing an Eligible Activity
- To all Qualifying Populations

Over one million dollars in funding is available to eligible activities provided by eligible organizations that are already providing homeless services to Qualifying Populations with a last permanent address in Davenport (as reported in the Homeless Management Information System (HMIS)).

Eligible Organizations

- The applicant is a not for profit organization (501(c)3 status) that has been in existence for at least one year.
- The applicant is already providing homeless services to the Qualifying Households whose last permanent address is Davenport as reported in the Homeless Management Information System (HMIS).
- For all HOME-ARP activities, the applicant will conduct operations in accordance with the following requirements:
 - The applicant at the time of application must maintain all agency owned property free of delinquent property taxes, sewer bills, or liens.
 - The applicant must carry general liability insurance coverage.
 - An annual audit that meets federal requirements may be required.
 - Federal financial and accounting standards will apply and separation of duties will be required as stated in 2 CFR Part 200.
 - The applicant must have a board in which meeting and minutes must be publicly accessible.
 - Religious instruction or participation cannot be required to participate in the program. Any religious activities must be optional and take place at a separate time and location than the HOME-ARP funded program. This may require change to the way the activities are currently operated.
 - Activities and facilities must be accessible to people with disabilities and Limited English Proficiency (LEP) individuals. Accommodations must be made to meet the needs of those with disabilities, and interpretive and/or translation services must be provided with those that fit the LEP definition.
 - Depending on the activity undertaken, Davis-Bacon, Section 3, MBE/WBE reporting may be required as well as other applicable federal regulations.
 - The following policies must be developed and adopted into current agency policies
 - a. Nondiscrimination policies must be developed for both employees and program participants that cover all protected classes including: race, color, religion, creed, sex, gender identity, sexual orientation, national origin, ancestry, age, mental or physical disability, marital status, familial status and any other class protected by federal state, or local law.
 - b. Grievance policies covering agency staff, program participants, contractors, and vendors must be developed and followed to address any disputes that may arise.
 - c. Conflict of interest policies must be established for employees, their family members, and board members.

Eligible Activities (more detailed information on each in Reference 1):

- 1) **Rental Housing:** HOME-ARP funds may be used to acquire, rehabilitate, or construct affordable rental housing. Unlike regular HOME Program which targets HOME-assisted rental units based on tenant income, at least 70 percent of all HOME-ARP units will admit Qualifying Households based only upon their status as Qualifying Populations. Most HOME-ARP Qualifying Households will be unable to pay a rent that covers operating costs. Eligible organizations will be required to show the ability to maintain HOME-ARP units throughout the 15 year compliance period.
- 2) **Tenant Based Rental Assistance (TBRA):** HOME-ARP funds may be used to provide tenant-based rental assistance to Qualifying Households. The eligible organization assists a Qualifying Household with payments to cover housing related costs. HOME-ARP TBRA is a form of rental assistance that is attached to the Qualifying Household and not a particular rental unit. Housing Quality Standards (HQS) apply as well as HOME tenant protections. Qualifying Households may use their HOME-ARP TBRA anywhere inside the Metro Quad Cities. The eligible organization may become a HOME-ARP Sponsor by utilizing a master lease with a sublease to a Qualifying Household, and making rental subsidy payments and security deposits on behalf of the Qualifying Household.
- 3) **Supportive Services:** HOME-ARP funds may be used to provide a broad range of supportive services to Qualifying Households as a separate activity or in combination with other HOME-ARP activities. The project delivery costs must be attributable to the identifiable objective of the service delivered. Supportive services are required to be provided to all Qualifying Households, and eligible organizations will need to document performance measures and outcomes. Eligible supportive services include:
 - a. McKinney-Vento Supportive Services Section 401(29)
 - b. Homeless Prevention Services under the regulations streamlined in Section VI.D.4.c.i in the Notice CPD-21-10
 - c. Housing Counseling Services by certified counselors and organizations under 24 CFR part 214 (homeownership counseling is ineligible).
- 4) **Acquisition and Development of Non-Congregate Shelter:** A non-congregate shelter (NCS) is one or more buildings that provides private units or rooms as temporary shelter to Qualifying Households and does not require occupants to sign a lease or occupancy agreement. Funds may include acquisition and rehabilitation/new construction of existing structures such as motels, hotels, and other facilities to be used for HOME-ARP NCS. HOME-ARP may not be used for operating costs. Eligible organizations will be required to show the ability to maintain the property throughout the HOME-ARP Non-Congregate Shelter restricted period:
 - a. New Construction – 15 years
 - b. Rehabilitation – 10 years
 - c. Acquisition only – 10 years

Qualifying Populations (more detailed information can be found in Reference 2):

HOME-ARP requires that funds be used to primarily benefit Qualifying Households. See *Reference 2 at the end of this document for complete definition of Qualifying Populations*. Any individual or family meeting the HUD established criteria for Qualifying Populations is eligible to receive assistance or services without meeting additional criteria. Income calculations required for income determinations in HOME-ARP eligible activities must use the annual income definition in 24 CFR 5.609 in accordance with the requirements of 24 CFR 92.903(a)(1).

All qualifying populations who are eligible must have the opportunity to participate in all HOME-ARP activities in which they are eligible under Notice CPD 21-10 and cannot be excluded. HUD requires that the Participating Jurisdiction set any preferences among the Qualifying Populations in its HOME-ARP Allocation Plan. Upon award of HOME-ARP funding, The City of Davenport will provide awarded organizations with the preference list for Qualifying Populations. Qualifying populations who are eligible must have the opportunity to participate in all HOME-ARP activities in which they are eligible under the Notice CPD 21-10 and cannot be excluded.



Pre-Application for HOME-ARP Funding

Submission Packet

Complete Packet Due by 12:00 PM on April 1, 2022

*** Incomplete and/or late Submissions will not be accepted ***

Agency/
Organization

Agency
Address

Executive
Director

Phone

Email

Contact
Person

Phone

Email

Federal Tax
ID Number:

DUNS
Number

This organization intends to apply for HOME-ARP Funds for the following eligible activity or activities:

- ____ Rental Housing for HOME-ARP Qualifying Population (Acquire/Rehab/Construct)
- ____ Tenant Based rental Assistance for HOME-ARP Qualifying Populations.
- ____ Supportive Services for HOME-ARP Qualifying Populations.
- ____ Non-Congregate Shelter for Qualifying Populations (Acquire/Develop).

Please briefly describe the activity that will be undertaken with HOME-ARP funds if awarded. NOTE: This is not the application for funding. More detailed information about the activity and the documented need for each will be required if the organization is invited to participate in the RFP.

Notification of Intent:

Nonprofit organizations interested in applying for HOME-ARP funds and other federal funding opportunities are required to complete the certification form attached and submit the supporting documentation listed below to Dawn.Cameron@davenportiowa.com by 12:00 pm on **April 1, 2022**.

Organizations meeting all federal eligibility and financial requirements found at 2 CFR Part 200 will be invited to submit a RFP at a later date through the City of Davenport's lonwave Bidding System.

Supporting Documentation to be submitted:

- Certifications for HOME-ARP Funds (on form provided)
- Succession Plan (on form provided)
- Sources of Federal Funding (on form provided)
- Checklist for Internal Control (on form provided)
- List of Board of Directors
- Board Meeting Schedule 2022-2023
- Copy of IRS 501(c)3 letter (and corresponding Fictitious Name resolution if applicable)
- Most recent audit or, if unavailable, most recent IRS 990 form
- Iowa Secretary of State Certificate of Existence dated no earlier than September 1, 2021

Agency Policies:

- Grievance policy for employees, program participants/clients and contractors/vendors (can be separate policies or combined)
- Procurement/purchasing policy
- Conflict of Interest policies for employees, board members, and contractors/vendors (can be separate policies or combined)
- Non-discrimination policies for employment and program participants/services (can be 2 separate policies or combined)

**HOME-ARP
SUCCESSION PLAN
PLEASE KEEP A COPY FOR YOUR RECORDS**

****MUST ANSWER EACH QUESTION. BLANKS, N/A, TBD WILL NOT BE ACCEPTED****

1. Who is the person at your agency that will be responsible for obtaining accurate and complete intake information?		
NAME:		DIRECT PHONE: EMAIL:
1a. Who performs the quality check on this person's work?		
NAME:		DIRECT PHONE: EMAIL:
1b. If either of these people leave the agency or are unable to complete these duties, who will take over for him or her?		
NAME:		DIRECT PHONE: EMAIL:
1c. What training will this person receive to be ready to take on these duties?		
2. Who is the person at your agency that will be responsible for submitting accurate, complete and timely quarterly and annual reports if required?		
NAME:		DIRECT PHONE: EMAIL:
2a. Who performs the quality check on this person's work?		
NAME:		DIRECT PHONE: EMAIL:
2b. If either of these people leave the agency or are unable to complete these duties, who will take over for him or her?		
NAME:		DIRECT PHONE: EMAIL:
2c. What training will this person receive to be ready to take on these duties?		
3. Who is the person at your agency that will be responsible for submitting accurate, complete and timely payout requests?		
NAME:		DIRECT PHONE: EMAIL:
3a. Who performs the quality check on this person's work?		
NAME:		DIRECT PHONE: EMAIL:
3b. If either of these people leave the agency or are unable to complete these duties, who will take over for him or her?		
NAME:		DIRECT PHONE: EMAIL:
3c. What training will this person receive to be ready to take on these duties?		
Name of Person Completing this Form		Signature and Date of Person Completing this Form

Sources Of Federal Funding

Complete this form with all other sources of federal funding your agency receives, regardless of the type, source, or use of the funding. This includes funding for all programs operated by your Agency.

Note that some federal funding sources, such as HOME, ESG, HOPWA, CoC, CDBG and others may be distributed through the States of either Iowa or Illinois. Include all funding, even if it is received from the State.

Complete all fields, leave no blanks. If you need additional space, use additional forms.
Include all federal funds currently in use as well as any that were used within the last 12 months.

Include copies of all monitoring letter(s) with Agency's response(s), received in the last 3 years, if any.

Federal Grant Name _____	Agency _____
Amount of Grant _____	Award Date _____
State or Federal Contact Person _____	
Email _____	Phone Number _____
Date of last monitoring letter _____	

Federal Grant Name _____	Agency _____
Amount of Grant _____	Award Date _____
State or Federal Contact Person _____	
Email _____	Phone Number _____
Date of last monitoring letter _____	

Federal Grant Name _____	Agency _____
Amount of Grant _____	Award Date _____
State or Federal Contact Person _____	
Email _____	Phone Number _____
Date of last monitoring letter _____	

Federal Grant Name _____	Agency _____
Amount of Grant _____	Award Date _____
State or Federal Contact Person _____	
Email _____	Phone Number _____
Date of last monitoring letter _____	

Federal Grant Name _____	Agency _____
Amount of Grant _____	Award Date _____
State or Federal Contact Person _____	
Email _____	Phone Number _____
Date of last monitoring letter _____	

Checklist for Internal Control

Agency Name

The checklists for internal control are provided as a guide to assess the adequacy of the subrecipient's business management capabilities. The checklists are not all inclusive, but can serve as a resource for ongoing evaluation. The types of problems cited in audit reports indicate that greater attention must be given to the business management capability of subrecipients. Proper internal control procedures will provide greater assurance that grant awards will be properly managed and should reduce the deficiencies found in audits of organizations.

Personnel Management

QUESTIONS:

ANSWERS:

Is an up-to-date organizational chart in use?

Yes

No

Does the position classification system:

1. differentiate between levels of responsibility and complexity of work?

Yes

No

2. require position descriptions and job titles?

Yes

No

3. identify position requirements?

Yes

No

4. call for periodically reviewing and updating position descriptions?

Yes

No

5. divide duties among employees responsible for the procurement, approval, verification (pre-audit) and disbursement functions of expenditure transactions?

Yes

No

Is there a clear, consistent written policy with respect to:

1. working hours?

Yes

No

2. work schedules?

Yes

No

3. overtime?

Yes

No

4. vacation schedules and other absences?

Yes

No

5. maintenance of attendance records for all employees, with proper supervisory controls?

Yes

No

6. travel (including transportation, subsistence and lodging)?

Yes

No

7. training?

Yes

No

8. outside employment?

Yes

No

9. permitted and prohibited political activity, if covered by the Hatch Act?

Yes

No

Does the file and records system include all official documents related to the employment of each staff member and other persons participating in grant supported activities?

Yes

No

(Such records should be maintained in an orderly and accessible file system which is capable of providing necessary information to supervisors, accountants, and auditors, as well as employees. Among the documents which would be included in these are actions related to hiring, dismissal, promotions, commendations and adverse actions.)

Payroll

- Is the payroll checked at regular intervals against the personnel records? Yes No
- Are clerical operations involved in the preparation of payroll checks double-checked before checks are distributed? Yes No
- Are the functions involved in the preparation of payroll distributed among a number of employees? Yes No
- Are the duties of those preparing payrolls rotated? Yes No
- Are the unclaimed paychecks properly controlled? Yes No
- If a separate payroll bank account is maintained, is it reconciled by an employee independent of all other payroll preparation functions? Yes No
- Does the procedure followed in reconciling the payroll bank account include the checking of names on payroll checks and of endorsements against payroll records? Yes No
- Are payroll checks distributed by someone other than persons who prepare payrolls, supervise employees, approve time reports, or sign paychecks? Yes No
- Are payroll checks always prepared after receipt of approved time-and-attendance reports and based on those reports? Yes No
- Is the issuance of any payroll checks before approved time-and-attendance reports have been received expressly forbidden? Yes No
- Is each new employee personally interviewed by both the department in which she/he is to work and by persons independent of that department? Yes No
- Are controls over employee termination adequate to prevent the continuance of pay for an employee no longer working? Yes No
- Where over 50 employees are on the payroll, are other methods or precautions applied to preclude the possibility of fictitious or nonworking employees being added to the payroll? Yes No
- Is an adequate current record maintained of all personnel and pay rates? Yes No

Accounting

- Is the accounting routine set out in an accounting manual? Yes No
- For small recipients, is the financial system designed, at the minimum, so that no one person has access to all financial operations, procedures, and records? Yes No

Are sources and application of Federal and non-Federal funds identified in the accounting system (§74.61(b):

- | | | |
|---|------------------------------|-----------------------------|
| 1. authorizations? | Yes <input type="checkbox"/> | No <input type="checkbox"/> |
| 2. funds received (including program income)? | Yes <input type="checkbox"/> | No <input type="checkbox"/> |
| 3. reimbursements? | Yes <input type="checkbox"/> | No <input type="checkbox"/> |
| 4. obligations? | Yes <input type="checkbox"/> | No <input type="checkbox"/> |
| 5. unobligated balances? | Yes <input type="checkbox"/> | No <input type="checkbox"/> |
| 6. assets (including depreciation or use allowances)? | Yes <input type="checkbox"/> | No <input type="checkbox"/> |
| 7. if applicable, grant-related income? | Yes <input type="checkbox"/> | No <input type="checkbox"/> |

Does the accounting system accumulate and record the direct costs of each Federally-supported project for both Federal and non-Federal costs? Yes No

Are individual cost elements in recipient's chart-of-accounts reconciled to the cost categories in the approved budget? Yes No

Does the accounting system identify and segregate unallowable costs? Yes No

Are accounting records supported by source documentation (§74.61(g))? Yes No

Are separate program activities or program accounts documented in the accounting system? Yes No

Are transactions recorded and posted in the accounting books and records as frequently as possible, but at least every thirty days? Yes No

Is the accounting function completely separated from procurement (purchasing) and receiving? Yes No

Are general journal entries approved by a responsible employee? Yes No

Budget

Are there procedures to determine the allowability, allocability, and reasonableness of costs? Are the procedures verified and/or approved by a responsible official? Yes No

If costs have been transferred within the approved budget since the last aware, are the transfers supported by justification or documentation? Yes No

Was prior approval obtained on costs requiring same? Yes No

Were any obligations for the current budget period incurred prior to the effective date? Yes No

Are budgeted costs compared with actual costs (for both Federal and non-Federal costs)? Yes No

Is action taken when the comparisons disclose problems? Yes No

Are budgetary controls in place to preclude incurring obligations in excess of total funds available for (1) grant and (2) object class category? Yes No

Cash Management

- Is there more than a three day lapse between the advance of grant funds and expenditures? Yes No
- Are separate or special purpose bank accounts controlled? (Special accounts may be used as needed but should be under same control as the regular accounts.) Yes No
- Are all cash receipts immediately recorded upon the books? Yes No
- Are cash receipt books properly controlled and safeguarded? Yes No
- Are validated duplicate deposit slips obtained for each deposit? Yes No
- For small recipients, are certain functions such as receipt of bank statements, preparation of bank reconciliations, etc., carried out by independent bookkeepers or others for internal control purposes? Yes No
- Are bank statements received directly, unopened by the person who prepares the bank reconciliations? Yes No
- Are bank statements reconciled at least monthly? Yes No
- Are paid checks examined for date, name, cancellation, and endorsements at the time the reconciliation is prepared? Yes No
- Do supporting data accompany checks when they are submitted for signature? Yes No
- Are supporting documents cancelled to prevent subsequent use? Yes No
- Are vouchers or supporting documents identified by grant number, date, and expense classification? Yes No
- Are invoices or vouchers approved in advance by responsible department heads? Yes No
- Is the sequence of check numbers accounted for when bank account is reconciled? Yes No
- Is the bank instructed not to pay checks over 30 days after date shown on check? Yes No
- Are voided checks properly mutilated and retained for subsequent examination? Yes No
- Are blank checks properly controlled? Yes No
- Is the practice of drawing checks payable to "cash", "petty cash", "bearer", etc. prohibited? Yes No
- Are authorized signatures limited to persons who have no access to accounting records or to petty cash? Yes No
- If a mechanical or facsimile signature is used for disbursements, is the signature plate, die, key, etc. under adequate control? Yes No
- Is the issuance of checks on only verbal authority prohibited? Yes No

- Is the signing of checks in advance prohibited? Yes No
- Are employees prohibited from having custody of any unrecorded cash or negotiable documents (other than their own personal money) while on the premises of the grantee? Yes No
- Is responsibility for any petty cash fund vested in only one person? Yes No
- Are signed vouchers obtained written in ink for all petty cash disbursements? Yes No
- Is the maximum amount of any individual disbursement limited to \$20.00 or to another reasonable amount? Yes No
- Are the amounts of petty cash funds limited so that reimbursement is required at relatively short intervals (not over 2 weeks)? Yes No
- Are petty cash vouchers cancelled or marked so as to preclude their reuse? Yes No
- Is petty cash kept locked at all times when not in use? Yes No
- Are employee loans prohibited? Yes No
- Are employee travel advances or other types of business advances accounted for promptly? Yes No

Procurement

- Are the organization's purchasing practices and policies in writing in a purchasing manual? Yes No
- Is a separate purchasing department maintained? Yes No
- If not, is the responsibility for procurement assigned to one individual? Yes No
- Is the prenumbered sequence of used purchase orders accounted for? Yes No
- Does a copy of the receiving report go directly to the accounting office when goods are received? Yes No
- Are invoices checked in the accounting office against purchase orders and receiving reports? Yes No
- Is there definite evidence of responsibility for verifying invoices as to prices, extensions, additions, freight charges, discounts, etc.? Yes No
- Is account coding double-checked prior to disbursement? Yes No
- Are vouchers examined by a responsible individual to ascertain completeness of attachments and various required approvals? Yes No
- Are vendors' invoices delivered directly to the accounting office? Yes No
- Are purchases for employees expressly prohibited? Yes No
- Are purchase invoices routed through a voucher register and not directly through cash disbursements? Yes No

If a voucher register is maintained, is it balanced monthly with the general ledger control account? Yes No

Is a postage meter used for outgoing mail? Yes No

Are controls established over use of any duplicating and photocopying equipment, and are quantities of material used or copies made accounted for? Yes No

Are voided purchase orders mutilated and retained for future examination? Yes No

Are purchase orders outstanding periodically reviewed and outstanding old orders accounted for? Yes No

When competitive quotations are required in accordance with procurement policy, are they properly obtained? Yes No

Are expenditure transaction files maintained in such a manner that documents supporting any transaction can be easily located? Yes No

Is a master list maintained of all persons authorized to sign or approve purchase requisitions, purchase orders, receiving reports, invoices (approval for payment, time-and-attendance records, etc.), and are signature samples available for comparison? Yes No

Are goods and services received prior to payment? Yes No

Property Management

Are the organization's property policies in writing in a property manual? Yes No

Are the proper classifications made between equipment and supplies and reconciled to the grantee's budget? Yes No

If equipment is "on loan" or "shared" with other organizations, are costs allocated proportionally? Yes No

Is a complete physical inventory of property taken at least every two years? Yes No

Are the results reconciled with the property records? Yes No

Where inventories are of great significance or where a central warehousing system is used, are perpetual inventory records maintained? Yes No

Is property adequately tagged or otherwise identified? Yes No

I hereby certify that all the information given is true and correct to the best of my knowledge. I understand that incomplete or false information maybe result in the defunding of federal assistance.

Signature

Date

CERTIFICATIONS FOR HOME-ARP FUNDS

The following certifications apply to all organizations interested in applying for HOME-ARP. An organization that does not submit the Certifications and Supporting Documentation of the Invitation to Submit process will not be invited to compete in the RFP process.

The organization hereby agrees to the following:

- A. The representations and documents presented in this submission are true and correct to the best of the organizations knowledge.
- B. For all HOME-ARP activities, the organization will conduct its operations in accordance with the following requirements:
 - 1. Refrain from discrimination against any funding beneficiary, applicant, or employee because of race, color, creed, religion, sex, sexual orientation, national origin or ancestry, age, marital status, disability, familial status (when applicable), or gender identity and comply with the Equal Employment Opportunity (EEO) clause required in all federally funded regulations.
 - 2. When applicable, comply with Section 3 and MBE/WBE requirements for providing opportunities to low income and minority residents for training, employment and contracting; and with Davis-Bacon requirements governing prevailing wages.
 - 3. Maintain records to verify information regarding individuals or households that participate or benefit from the grant-funded activity including:
 - a. Income
 - b. Racial/ethnic group
 - c. Gender of the head of household
 - d. Household size
 - e. Composition and ages
 - f. Veteran status
 - g. Residence
 - h. Other characteristics as requested by HUD
 - 4. Demonstrate compliance with federal standards for financial management systems and source documentation and disburse funds in accordance with the requirements and standards of the Uniform Administrative Requirements, Cost Principles and Audit Requirements for Federal Awards located at 2 CFR Part 200. These govern financial management systems, costs principles, audit requirements, program monitoring, property management, and procurement.
 - 5. Retain financial records, supporting documents, statistical records and other records pertinent to the federal funded activities and make them available to the City, the U.S. Department of Housing and Urban Development or their designated representatives throughout any restricted or compliance records.
 - 6. Maintain and submit time distribution records for all employees funded with HOME-ARP funds. This may include timesheets signed by both the employee and supervisors, payroll, invoices for employees and contractors working on HOME-ARP funding activities.

7. Obtain and retain HUD required certifications needed for the project/program being carried out with the HOME-ARP funding. This may include but is not limited to: Housing Counseling Certifications for both organizations and counselors, valid contractor licenses, state contractor registrations, and Lead Certifications, Asbestos Certifications for activities that include construction or rehabilitation. Additional specialty or trade licenses may be required depending on the work performed.
8. The following policies have been adopted into current organization policies:
 - a. Nondiscrimination policies must be developed for both employees and program participants that cover all protected classes including: race, color, religion, creed, sex, gender identity, sexual orientation, national origin, ancestry, age, mental or physical disability, marital status, familial status and any other class protected by federal state, or local law.
 - b. Grievance policies covering agency staff, program participants, contractors, and vendors must be developed and followed to address any disputes that may arise.
 - c. Conflict of interest policies must be established for employees, their family members, and board members.
9. Carry general liability insurance. If awarded funds, the City must be listed as an other insured on the policy.
10. Be subject to a minimum of one monitoring visit on-site.
11. Maintain any organization owned properties free of delinquent taxes, sewer bills, or liens at the time of application and maintain this status throughout the restricted and compliance period.
12. The organization agrees not to accept or expend any funding from any other source for expenses covered by HOME-ARP funding if awarded, to avoid Duplication of Benefits.
13. The organization certifies that all supporting documentation has been submitted.
14. The organization has read and understood the definitions and requirements of each of the four eligible activities and the Qualifying Populations.

Signing below indicates that this funding application has been reviewed and approved and that the agency will abide by these certifications and all federal, state and local contract requirements.

Executive Director

Date

Reference 1: The Four Eligible Activities

1. Development and support of affordable rental housing

Acquisition, construction, and rehabilitation of affordable rental to Qualifying Households. Rental housing may include single family or multifamily housing, transitional or permanent housing, group homes, single room occupancy (SRO) units, and manufactured housing and must meet local code, permitting, and ordinances.

Eligible Beneficiaries

To promote inclusion of HOME-ARP units in mixed unit housing, no more than 30 percent of the units funded may be restricted for occupancy by households that are low income as defined by HUD, leaving the remaining 70 percent of the units for exclusive use by Qualifying Households at the time of the initial occupancy. A household that meets the definition of a Qualifying Population at initial occupancy remains a Qualifying Household throughout their period of occupancy irrespective of changes in income or whether they continue to meet the definition of Qualifying Population.

Household Income

Annual income verification at initial occupancy and each subsequent year during the minimum 15 year compliance period is required by the eligible organization and must comply to the definition of income at 24 CFR 5.609 and the process described in the Notice CPD-21-10 Issued September 13, 2021 to determine the household's contribution to rent. A Qualifying Household may not contribute to rent more than is affordable based on the determination of the household's income. Additional requirements are found at 24 CFR 92.252(a) and 24 CFR 92.252(i)(2).

Rent Limitations

HOME-ARP establishes rent limitations for Qualifying Households and Low Income Households. Qualifying Households may not exceed 30 percent of the adjusted income of a household whose annual income is equal to or less than 50 percent of the median income for the area, as determined by HUD. Low Income households must comply with the rent limitations at 24 CFR 92.252(a). Additional limitations may apply.

Property Standards

HOME-ARP rental units must comply with all rental property standards required in 24 CFR 92.251 paragraphs (a), (b), (c)(1) and (2), (e), and (f).

Lease and Tenant Protections

A lease that complies with the tenant protection requirements prescribed in Notice CPD -21-10 Issued September 13, 2021 must be executed with each household that occupies a HOME-ARP assisted unit.

2. Tenant Based Rental Assistance TBRA

HOME-ARP funds may be used to provide tenant-based rental assistance to Qualifying Households.

Eligible Costs

An eligible organization may assist by providing payments such as rent, security deposits, utility deposits, and utility costs. HOME-ARP TBRA may pay up to 100% of these costs for a Qualifying Household.

Portability of Assistance

Because the assistance is attached to the Qualifying Household and not the eligible organization, the Qualifying Household may choose to move to another unit with continued assistance as long as the new unit meets the applicable property standards. HOME-ARP TBRA may be used by Qualifying Households anywhere within the Metro Quad Cities.

Term of Rental Assistance Contract

Qualifying Households may receive HOME-ARP TBRA for up to 24 months.

Rent Reasonableness

The eligible organization must determine whether the rent is reasonable in comparison to rent for other comparable unassisted units and must disapprove a lease if the rent is not reasonable.

Housing Quality Standards

Housing must comply with all housing quality standards required at 24 CFR 982.401. HUD'S Lead Safe Housing Rules at 24 CFR Part 35 also apply.

HOME-ARP Sponsor

HOME-ARP TBRA may be provided in coordination with a non-profit HOME-ARP sponsor that facilitates a Qualifying Household's use of HOME-ARP TBRA. The HOME-ARP sponsor may sublease a unit to the Qualifying Household. The HOME-ARP sponsor may not own the subleased unit. The HOME TBRA assistance remains with the Qualifying Household if and when they move from the sponsored unit, it does not remain with the eligible non-profit organization.

Lease and Tenant Protections

A lease that complies with the tenant protection requirements prescribed in Notice CPD -21-10 Issued September 13, 2021 must be executed with each household that occupies a HOME-ARP assisted unit.

3. Supportive Services

Supportive services may be provided to Qualifying Households who are not already receiving the services outlined in the Notice CPD 21-10 through another program. Supportive services may combine with other HOME-ARP activities.

Eligible Services

There are three categories specifically included as supportive services under HOME-ARP:

- 1) McKinney-Vento Supportive Services: McKinney-Vento Supportive Services under HOME-ARP are adapted from the services listed in section 401(29) of the McKinney-Vento Homeless Assistance Act ("McKinney-Vento Supportive Services") (42 U.S.C. 11360(29))
- 2) Homelessness Prevention Services: HOME-ARP Homelessness Prevention Services are adapted from certain eligible homelessness prevention services under the Emergency Services Grant (ESG) regulations at 24 CFR Part 576.
- 3) Housing Counseling Services: Housing counseling services under HOME-ARP are those consistent with the definition of housing counseling and housing counseling services defined at 24 CFR 5.100 and 5.11, respectively, except that homeowner assistance and related services are not eligible under HOME-ARP activities.

Please consult the Notice CPD 21-10 for a full list and description of eligible costs. The costs of homelessness prevention services are only eligible to the extent that the assistance is necessary to help program participants regain stability in their current permanent housing or move into other permanent housing to achieve stability in that housing. Eligible Costs Associated with McKinney-Vento and Homelessness Prevention Supportive Services include:

- Costs of child care
- Costs of improving knowledge and basic educational skills
- Costs of establishing and/or operating employment assistance and job training
- Costs of providing meals or groceries
- Costs of assisting eligible program participants to locate, obtain and retain housing
- Costs of certain legal services
- Costs of teaching critical life management skills
- Financial Assistance Costs, including
 - Rental Application Fees
 - Security Deposits
 - Utility Deposits
 - Payment of rental arrears

Costs associated with housing counseling can only be paid under HOME-ARP if housing counseling services are provided by HUD-certified housing counselors and organizations. Eligible costs include:

- Staff salaries of HUD certified housing counseling agencies and counselors
- Program delivery costs such as intake, counseling and action plans, and follow up with clients.
- Homeownership Counseling is not eligible.

4. Non-Congregate Shelter

HOME-ARP funds may be used to acquire and develop non-congregate (HOME-ARP NCS) for Qualifying Households. NCS provides private units or rooms as temporary shelter to Qualifying Households and do not require a lease or an agreement. This activity may include the construction of new structures or the acquisition and/or rehabilitation of existing structures (such as motels, nursing homes, or other facilities) to be for use as HOME-ARP NCS. The Notice CPD 21-10 establishes requirements applicable to HOME-ARP NCS. HOME-ARP funds may not be used to pay ongoing costs of operating NCS or converting NCS to housing.

Eligible Activities and Costs:

- Acquisition costs to acquire improved or unimproved real property for use as development of HOME-ARP NCS.
- Demolition costs to demolish existing structure for the purpose of developing HOME-ARP NCS.
- Development of hard Costs to rehabilitate or construct HOME-ARP NCS to meet habitability standards such as utilities connections, laundry facilities, community facilities, on-site management or supportive services offices.
- Related soft costs reasonable and necessary costs incurred by the eligible organization associated with financing, acquisition, and development of HOME-ARP NCS.
- Replacement reserve costs to capitalize replacement reserve to cover reasonable and necessary costs of replacing major systems and their components.

Admission and Occupancy:

- HOME-ARP NCS units may only be occupied by Qualifying Households.
- Program participants may not be charged occupancy fees or other charges to occupy a HOME-ARP NCS unit.
- HOME-APR supportive services may also be provided.

Property and Habitability Standards:

At project completion, HOME-ARP NCS units and common areas must meet all applicable State and local codes, ordinances and requirements and HUD'S Lead Safe Housing Rules at 24 CFR Part 35. Project must maintain property standards throughout the restricted period of use.

- New Construction: 15 Years
- Rehabilitation: 10 Years
- Acquisition Only: 10 Years

Conversion to Housing: ARP permits HOME-ARP NCS units to be converted into permanent housing under the Continuum of Care (CoC) program or permanent affordable housing after the restricted use period under 24 CFR 578.43 (acquisition) and/or 24 CFR 578.45 (rehabilitation) of the CoC program regulations.

REFERENCE 2 Qualifying Populations (Definitions taken directly from CPD Notice 21-10)

1.Homeless, as defined in 24 CFR 91.5 *Homeless* (1), (2), (3):

- (1) An individual or family who lacks a fixed, regular, and adequate nighttime residence, meaning:
An individual or family with a primary nighttime residence that is a public or private place not designed for or ordinarily used as a regular sleeping accommodation for human beings, including a car, park, abandoned building, bus or train station, airport, or camping ground.

An individual or family living in a supervised publicly or privately operated shelter designated to provide temporary living arrangements (including congregate shelters, transitional housing, and hotels and motels paid for by charitable organizations or by federal, state, or local government programs for low-income individuals); or

An individual who is exiting an institution where he or she resided for 90 days or less and who resided in emergency shelter or place not meant for human habitation immediately before entering that institution;

- (2) An Individual or family who will immediately lose their primary nighttime residence, provided that:

The primary nighttime residence will be lost within 14 days of the date of application for homeless assistance;

No subsequent residence has been identified; and

The individual or family lacks the resources or support networks, e.g. family, friends, faith-based or other social networks needed to obtain other permanent housing;

- (3) Unaccompanied youth under 25 years of age, or families with children and youth, who do not otherwise qualify as homeless under this definition, but who:

Are defined as homeless under section 387 of the Runaway and Homeless Youth Act (42 U.S.C. 5732a), section 637 of the Head Start Act (42 U.S.C. 9832), section 41403 of the Violence Against Women Act of 1994 (42 U.S.C. 14043e-2), section 330(h) of the Public Health Service Act (42 U.S.C. 2012), section 17(b) of the Child Nutrition Act of 1966 (42 U.S.C. 1786(b)), or section 725 of the McKinney-Vento Homeless Assistance Act (42 U.S.C. 1143a):

Have not had a lease, ownership interest, or occupancy agreement in permanent housing at any time during the 60 days immediately preceding the date of application for homeless assistance;

Have experienced persistent instability as measured by two moves or more during the 60 – day period immediately preceding the date of applying for homeless assistance; and

Can be expected to continue in such status for an extended period of time because of chronic disabilities, chronic physical health or mental health conditions, substance addiction, histories of domestic violence or childhood abuse (including neglect), the presence of a child or youth with a disability, or two or more barriers to employment, which include the lack of a high school degree or General Education Development (GED), illiteracy, low English proficiency, a history of incarceration or detention for criminal activity, and a history of unstable employment;

2. At risk of homeless, as defined as 24 CFR 91.5 At Risk of homelessness:

(1) An individual or family who:

Has an annual income below 30 percent of median family income of the area, as determined by HUD;

Does not have sufficient resources or support networks, e.g. family, friends, faith based or other social networks, immediately available to prevent them from moving to an emergency shelter or another place described in paragraph (1) of the "Homeless" definition in this section; and

Meets one of the following conditions:

Has moved because of economic reasons two or more times during the 60 days immediately preceding that application for homelessness prevention assistance;

Is living in the home of another because of economic hardship;

Has been notified in writing that their right to occupy their current housing or living situation will be terminated within 21 days after the date of application for assistance;

Lives in a hotel or motel and the cost of the hotel or motel stay is not paid by charitable organizations or by federal, State, or local government programs for low income individuals;

Lives in a single-room occupancy or efficiency apartment unit in which there reside more than two persons or lives in larger housing unit in which there reside more than 1.5 people per room, as defined by the U.S. Census Bureau;

Is exiting a publicly funded institution, or system of care (such as a health-care facility, a mental health, facility, foster care or other youth facility, or correction program, or institution); or

Otherwise lives in housing that has characteristics associated with instability and an increased risk of homelessness, as identified in the recipients approved consolidated plan;

(2) A child or youth who does not qualify as "homeless" under this section, but qualifies as "homeless" under section 387(3) of the Runaway and Homeless Youth Act (42 U.S.C. 5732a(3)), section 637(11) of the Head Start Act (42 U.S.C. 9832(11)), section 41403(6) of the Violence Against Women Act of 1994 (42 U.S.C. 14043e-2(6)), section 330(h)(5)(A) of the Public Health Service Act (42 U.S.C. 254b(h)(5)(A)), section 3(1) of the Food and Nutrition Act of 2008 (7 U.S.C. 2012(1)), or section 17(b) (15) of the Child Nutrition Act of 1966 (42 U.S.C. 1786(b)(15)); or

(3) A child or youth who does not qualify as "homeless" under section 725(2) of the McKinney-Vento Homeless Assistance Act (42 U.S.C. 11434a(2)), and the parent(s) of the child or youth if living with her or him.

3. Fleeing, or Attempting to Flee, Domestic Violence, Dating Violence, Sexual Assault, Stalking, or Human Trafficking, as defined by HUD.

For HOME-ARP, this population includes any individual or family who is fleeing, or is attempting to flee, domestic violence, dating violence, sexual assault, stalking, or human trafficking. This population includes cases where an individual or family reasonably believes that there is a threat of imminent harm from further violence due to dangerous or life threatening conditions that relate to violence against the individual's or family's primary nighttime residence or has made the individual or family afraid to return or remain within the same dwelling unit. In the case of sexual assault, this also includes cases where an individual reasonably believes there is a threat of imminent harm from

further violence if the individual remains within the same dwelling unit that the individual is currently occupying, or the sexual assault occurred on the premises during the 90-day period preceding the date of the request for transfer.

Domestic violence, which is defined in 24 CFR 5.2003 includes felony or misdemeanor crimes of violence committed by:

- 1) A current or former spouse or intimate partner of the victim (the term "spouse or intimate partner of the victim" includes person who is or has been in a social relationship of a romantic or intimate nature with the victim, as determined by the length of the relationship, they type of the relationship, and the frequency of interaction between the persons involved in the relationship);
- 2) A person with whom the victim shares a child in common;
- 3) A person who is cohabitating with or has cohabitated with the victim as a spouse or intimate partner;
- 4) A person similarly situated to a spouse of the victim under the domestic or family violence laws of the jurisdiction receiving HOME-ARP funds; or
- 5) Any other person against an adult or youth victim who is protected from that person's acts under the domestic or family violence laws of the jurisdiction.

Dating violence which is defined in 24 CFR 5.2003 means violence committed by a person:

- 1) Who is or has been in a social relationship of a romantic or intimate nature with the victim; and
- 2) Where the existence of such relationship shall be determined based on a consideration of the follow factors;
 - a. The length of the relationship;
 - b. The type of relationship;
 - c. The frequency of interaction between the persons involved in the relationship.

Sexual assault which is defined in 24 CFR 5.2003 means any nonconsensual sexual act proscribed by Federal, Tribal, or State Law, including when the victim lacks capacity to consent.

Stalking which is defined in 24 CFR 5.2003 means engaging in a course of conduct directed at a specific person that would cause a reasonable person to:

- 1) Fear for the person's individual safety or the safety of others: or
- 2) Suffer substantial emotional distress.

Human Trafficking includes both sex and labor trafficking, as outlined in the Trafficking Victims Protection Act of 2000 (TVPA), as amended (22 U.S.C. 7102), these are defined as

- 1) Sex trafficking means the recruitment, harboring, transportation, provision, obtaining, patronizing, or soliciting of a person for the purpose of a commercial sex act, in which the commercial sex act has not attained 18 years of age; or
- 2) Labor trafficking means the recruitment, harboring, transportation, provision, or obtaining of a person for labor services, through the use of force, fraud, or coercion for the purpose of subjection to involuntary servitude, peonage, debt bondage, or slavery.

4. Other Populations providing supportive services or assistance under section 212(a) of NAHA (42 U.S.C. 12742(a)) would prevent the family's homelessness or would serve those with greatest risk of housing instability, HUD defines these populations as individuals and households who do not qualify under any of the populations above but meet one of the following criteria:

(1) Other Families Requiring Services or Housing Assistance to Prevent Homelessness is defined as households (i.e. individuals and families) who have previously been qualified as "homeless" as defined in 24 CFR 91.5 are currently housed due to temporary or emergency assistance or some type of other assistance to allow the household to be housed, and who need additional housing assistance or supportive services to avoid a return to homelessness.

(2) At Greatest Risk of Housing Instability is defined as household who meets either paragraph (i) or (ii) below:

(i) has annual income that is less than or equal to 30% of the area median income, as determined by HUD and is experiencing severe cost burden (i.e., is paying more than 50% of monthly household income toward housing costs);

(ii) has annual income that is less than or equal to 50% of the area median income as determined by HUD, AND meets one of the following conditions from paragraph (iii) of the "At risk of homelessness" definition established at 24 CFR 91.5:

- (A) Has moved because of economic reasons two or more times during the 60 days immediately preceding the application for homelessness prevention assistance;
- (B) Is living in the home of another because of economic hardship;
- (C) Has been notified in writing that their right to occupy their current housing or living situation will be terminated within 21 days after the date of application for assistance;
- (D) Lives in a hotel or motel and the cost of the hotel or motel stay is not paid by charitable organizations or by Federal, State, or local government programs for low-income individuals;
- (E) Lives in a single-room occupancy or efficiency apartment unit in which there reside more than two persons or lives in larger housing unit in which there reside more than 1.5 persons per room, as defined by the U.S. Census Bureau;
- (F) Is exiting a publicly funded institution, or system of care (such as health-care facility, a mental health facility, foster care or other youth facility, correction program or institution); or
- (G) Otherwise lives in housing that has characteristics associated with instability and an increased risk of homelessness, as identified in the recipient's approved consolidated plan.

Veterans and Families that include a Veteran Family Member that meet the criteria for one of the qualifying populations described above are eligible to receive HOME-ARP assistance.

Survey Feedback

Agency	Type	QP Served	Feedback Summary
Community Action of Eastern Iowa	Family and Children Services	4	Identified gaps in that the current space is not flexible for the needs and that there is not enough permanent, safe, affordable housing. Additionally the short-term transitional housing is in-sufficient, need for more child care services, assistance with reliable transportation, and mental health services are needed. The top priority was identified as development and support of affordable rental housing prioritizing those currently housed at risk of homelessness.
Economic Growth Corporation	Non-Profit Housing Developer	4	Identified that there is not enough supportive housing and the shelters are overcrowded. Additionally there is not enough transitional housing causing a cycle of repeat. Affordable housing tends to be in poorer condition and not near amenities. Mental health care, supportive services, financial literacy and home improvement assistance are needed. The top priority would be the development and support of affordable rental housing prioritizing assisting sheltered and unsheltered homeless populations.
Ecumenical Housing Development Group	Affordable Housing/ Low Income Rental Units	4	Identified that the region and Davenport have a gap of available affordable housing units. The available affordable housing is usually in poor condition and not close to amenities. Additionally mental health services, transportation, child care, and financial assistance services are needed. Other issues such as mental health, education, etc. cannot be addressed until stable housing is achieved. The top priority would be development and support of affordable rental housing prioritizing those at greatest risk of housing instability or in unstable situations.
Habitat for Humanity QC	Housing Developer/ Affordable Housing	4	Identified gaps in services and the need for more education/mentoring services and education programs for financial literacy. The top priority was identified as development and support of affordable rental housing with prioritizing sheltered/unsheltered homeless populations.
Humility Homes	Homeless Shelter	1,2,3,4	Identified gaps in limited capacity for shelter space vs. the community need. Identified that the area has a gap of affordable and available units for QPs and that the gap in affordable housing and assistance prevents people from being stably housed. Contributing factors are a lack of income, mental illness, lack of support and resources for disabilities are all associated with higher risk of homelessness. The top priority was identified as development and support of affordable rental housing with prioritizing sheltered/unsheltered homeless populations.
IL/IA Center for Independent Living	Independent Living Center	4	Identified a lack of affordable accessible units and the need for mental health services and financial services. The top priority being development and support of affordable rental housing prioritizing those at greatest risk of housing instability or in unstable situations.
Not Provided	Family and Children Services	4	Identified that there is not enough affordable housing especially at the 3+ bedroom level. Additionally the need for more supportive services for those transitioning out of homelessness, low income neighborhoods need stabilization in the form of maintenance, higher wages are needed for even basic living expenses are all needed. Although there are resources in Davenport many families state the "rules" around assistance make it too difficult to obtain. The top priority would be development and support of affordable rental housing prioritizing those at greatest risk of housing instability or in unstable situations.
Second Chance Housing	Affordable Housing/ Low Income Rental Units	4	Identified gaps that there is not enough housing for low income populations and those on public assistance do not have enough income to afford good housing. Additionally there is not enough affordable housing available for those that need it and a lack of resources to help those already homeless get into affordable housing. The top priority would be TBRA prioritizing those are greatest risk of housing instability or in unstable situations.

Qualifying Populations (QP) Key:
1. Homeless
2. At risk of homelessness
3. Fleeing, or Attempting to flee, Domestic Violence, Dating Violence, Sexual Assault, Stalking or Human Trafficking
4. Other Populations



City of Davenport HOME-ARP Agency Survey

1.

Information provided in this survey will assist with the planning for HOME-ARP programs and needs of the qualifying populations in the City of Davenport.

There are three components to eligibility for HOME-ARP funding:

- **Eligible Organization**
- **Providing an Eligible Activity**
- **To all Qualifying Populations**

Over one million dollars in funding is available to eligible activities provided by eligible organizations that are already providing homeless services to Qualifying Populations with a last permanent address in Davenport (as reported in the Homeless Management Information System (HMIS)).

Definition of qualifying populations:

- **Sheltered and unsheltered homeless populations**
- **Those currently housed populations at risk of homelessness**
- **Other families requiring services or housing assistance or to prevent homelessness**
- **Those at greatest risk of housing instability or in unstable housing situations**

Eligible activities:

- 1. Rental housing for HOME-ARP Qualifying Populations (Acquire/Rehab/Construct)**
- 2. Tenant Based Rental Assistance (TBRA) for HOME-ARP Qualifying Populations**
- 3. Supportive Services for HOME-ARP Qualifying Populations**
- 4. Non-Congregate Shelter for Qualifying Populations (Acquire/Develop)**

For more information HOME-ARP CPD Notice 21-10

* 1. What type of organization do you represent?

- | | |
|--|--|
| <input type="radio"/> Homeless Shelter | <input type="radio"/> Mental Health Services |
| <input type="radio"/> Domestic Violence Services | <input type="radio"/> Veteran Services |
| <input type="radio"/> Family and Children Services | |
| <input type="radio"/> Other (please specify) | |

* 2. Which of the HOME-ARP Qualifying Populations does your organization currently serve:
 See HUD CPD Notice 21-10 for definitions of Qualifying Populations - [HUD CPD Notice 21-10](#)

- Sheltered and Unsheltered homeless populations
- Those currently housed populations at risk of homelessness
- Other families requiring services or housing assistance or to prevent homelessness
- Other (please specify)
- None of the above

* 3. What are your agency's current resources available to assist HOME ARP qualifying populations? Choose type and funding source

	Emergency Service Grant (ESG)	Continuum of Care (CoC)	Other
Congregate Shelter	<input type="text"/>	<input type="text"/>	<input type="text"/>
Non-Congregate Shelter	<input type="text"/>	<input type="text"/>	<input type="text"/>
Supportive Services	<input type="text"/>	<input type="text"/>	<input type="text"/>
Tenant Based Rental Assistance (TBRA)	<input type="text"/>	<input type="text"/>	<input type="text"/>
Affordable and Permanent Supportive Rental Housing	<input type="text"/>	<input type="text"/>	<input type="text"/>

Other (please specify type of resource and funding)

* 4. Are there gaps in the current shelter inventory of Davenport for qualifying populations?

- No
- Yes
- If Yes, explain the gaps

* 5. Are there gaps in Transitional Housing Inventory of Davenport for Qualifying Populations?

- No
- Yes
- If yes, explain the gaps

* 6. Are there gaps in affordable and permanent rental housing of Davenport for Qualifying Populations?

No

Yes

If yes, explain the gaps

* 7. What are the unmet service needs of Sheltered and Unsheltered Homeless Population in Davenport?

* 8. What are the unmet service needs of those currently housed populations at risk of homelessness in Davenport?

* 9. What are the unmet service needs of other families requiring services or housing assistance or to prevent homelessness in Davenport?

* 10. What are the unmet service needs of those at greatest risk of housing instability or in unstable housing situations in Davenport?

* 11. Identify the physical characteristics of the housing associated with instability and an increased risk of homelessness?

* 12. Identify the characteristics of the Qualifying Population households associated with instability and an increased risk of homelessness?

* 13. Rank the following activities in funding priority (1 being first priority):

- Development and support of affordable rental housing
- TBRA (Tenant Based Rental Assistance) for Qualifying Populations
- Supportive Services
- Non-Congregate Shelter

* 14. Rank the following qualifying populations in funding priority (1 being first priority):

- Sheltered and Unsheltered homeless populations
- Those currently housed populations at risk of homelessness
- Other families requiring services or housing assistance or to prevent homelessness
- Those at greatest risk of housing instability or in unstable situations

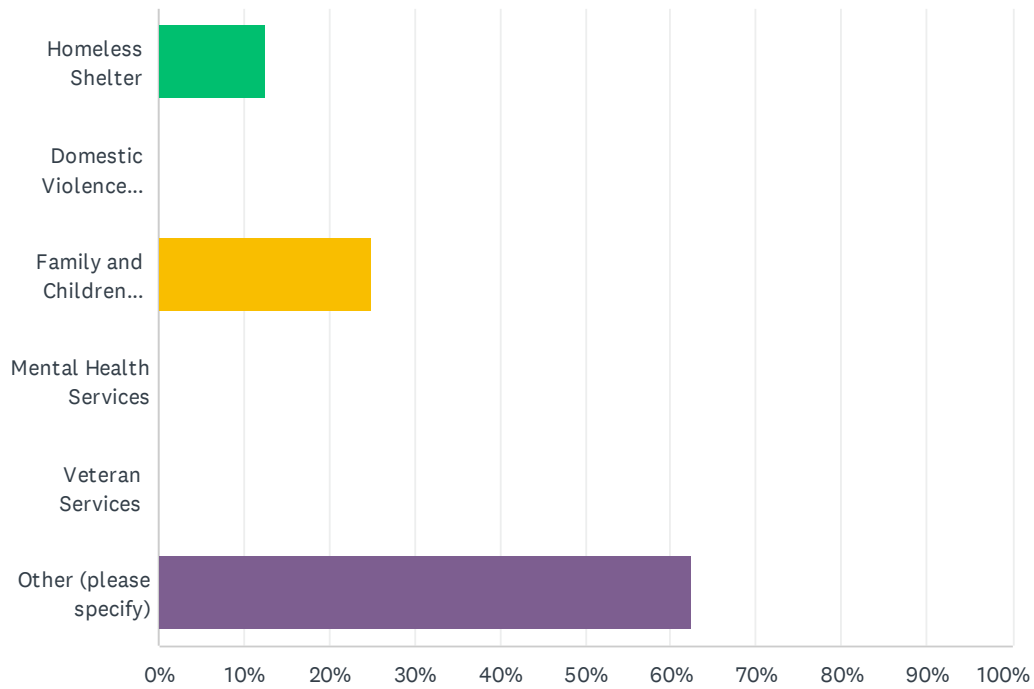
15. Any additional comments

16. If you would like to receive updates regarding the City of Davenport's HOME-ARP planning process please provide your email:

Name	<input type="text"/>
Company	<input type="text"/>
City/Town	<input type="text"/>
State/Province	<input type="text" value="-- select state --"/>
ZIP/Postal Code	<input type="text"/>
Email Address	<input type="text"/>
Phone Number	<input type="text"/>

Q1 What type of organization do you represent?

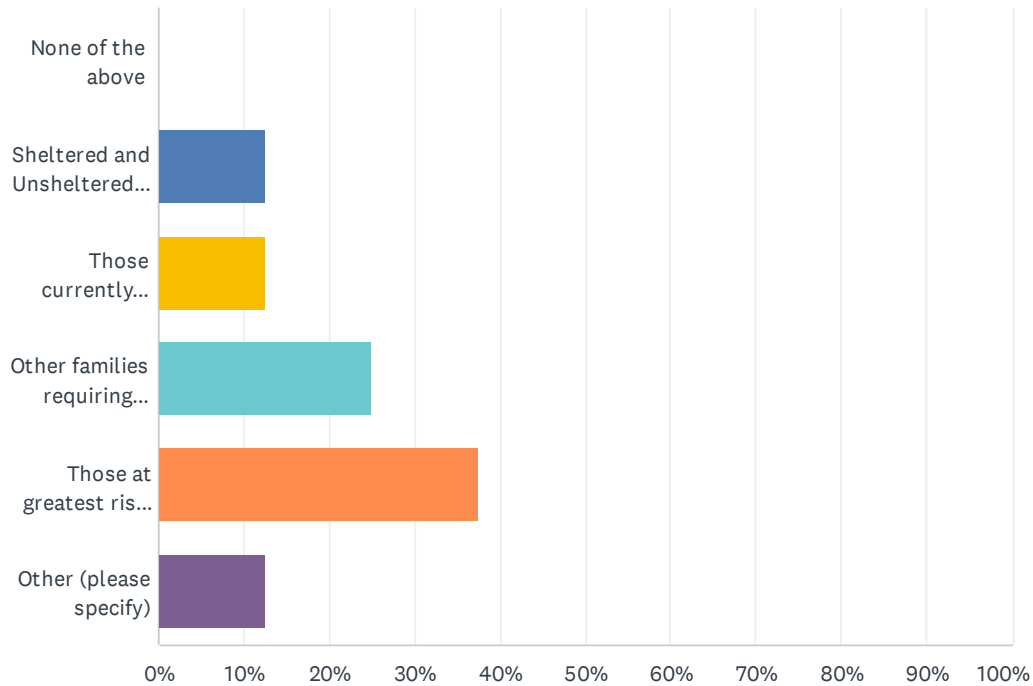
Answered: 8 Skipped: 0



ANSWER CHOICES	RESPONSES	
Homeless Shelter	12.50%	1
Domestic Violence Services	0.00%	0
Family and Children Services	25.00%	2
Mental Health Services	0.00%	0
Veteran Services	0.00%	0
Other (please specify)	62.50%	5
TOTAL		8

Q2 Which of the HOME-ARP Qualifying Populations does your organization currently serve: See HUD CPD Notice 21-10 for definitions of Qualifying Populations - HUD CPD Notice 21-10

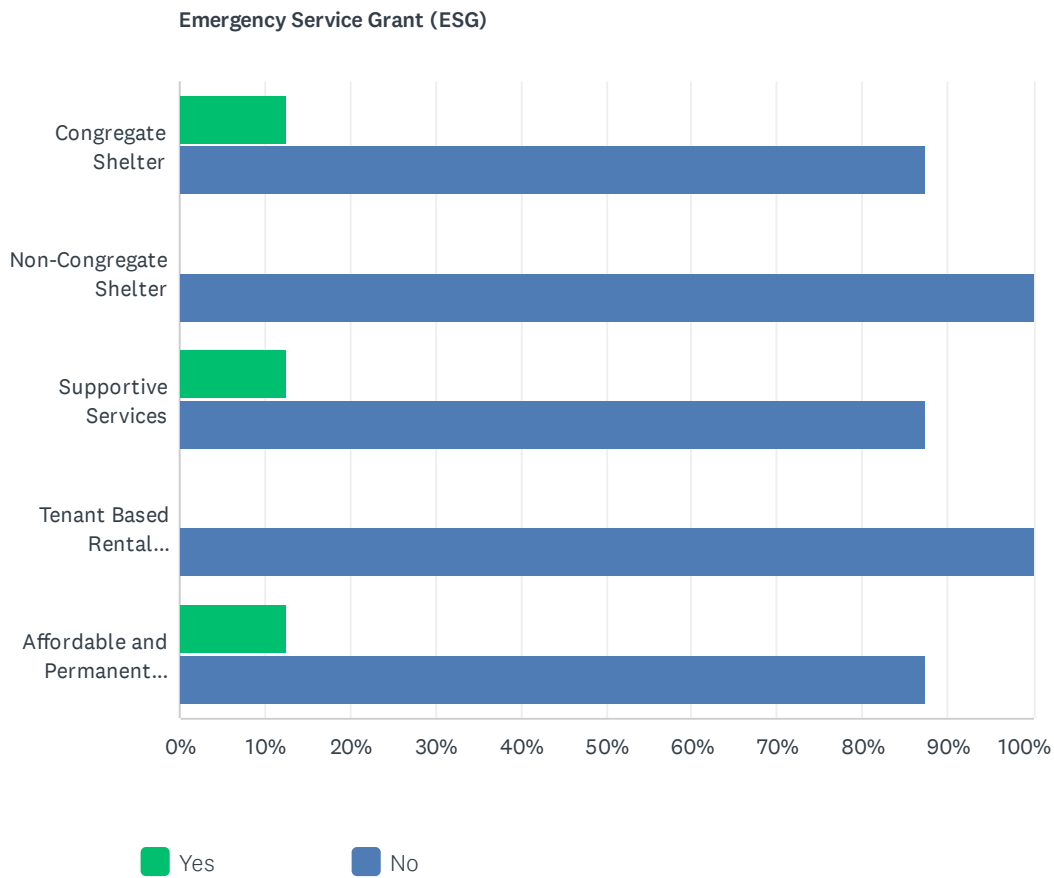
Answered: 8 Skipped: 0



ANSWER CHOICES	RESPONSES	
None of the above	0.00%	0
Sheltered and Unsheltered homeless populations	12.50%	1
Those currently housed populations at risk of homelessness	12.50%	1
Other families requiring services or housing assistance or to prevent homelessness	25.00%	2
Those at greatest risk of housing instability or in unstable housing situations	37.50%	3
Other (please specify)	12.50%	1
TOTAL		8

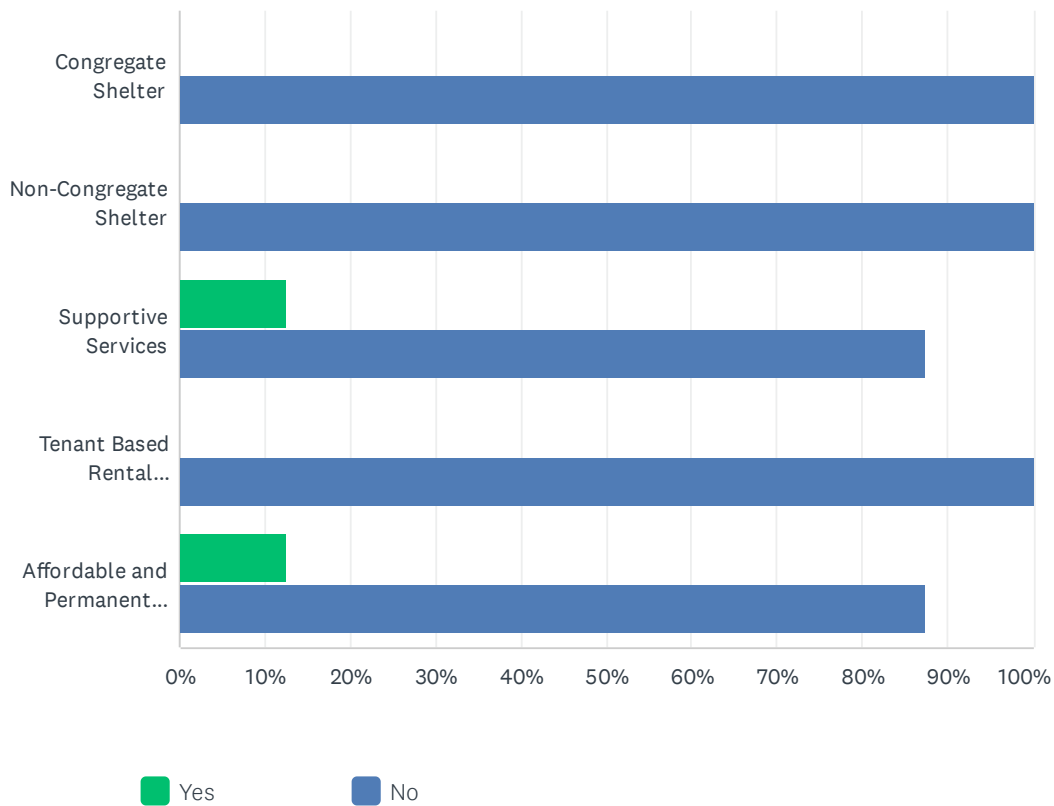
Q3 What are your agency's current resources available to assist HOME ARP qualifying populations? Choose type and funding source

Answered: 8 Skipped: 0

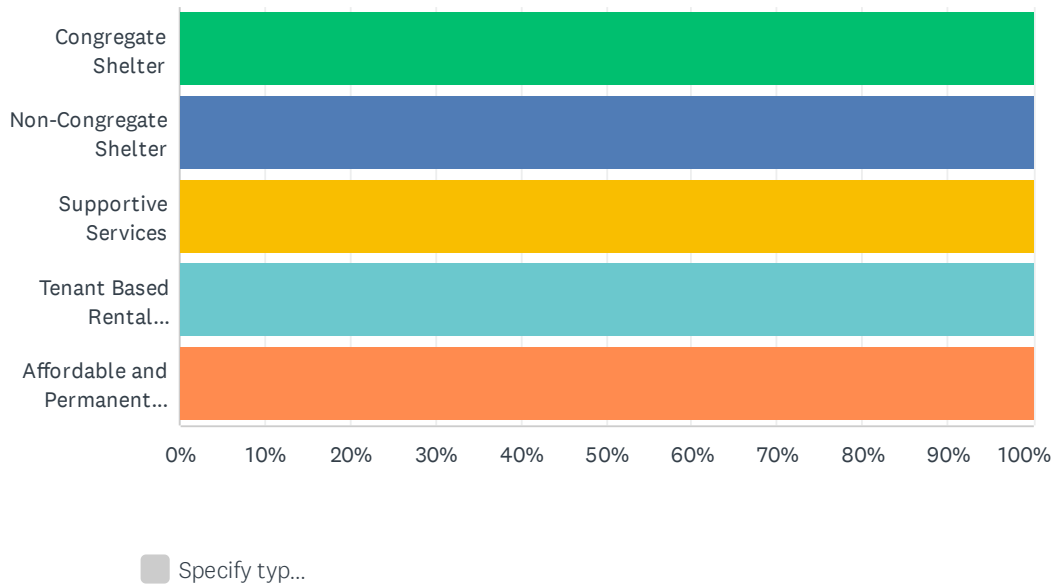


City of Davenport HOME-ARP Agency Survey

Continuum of Care (CoC)



Other

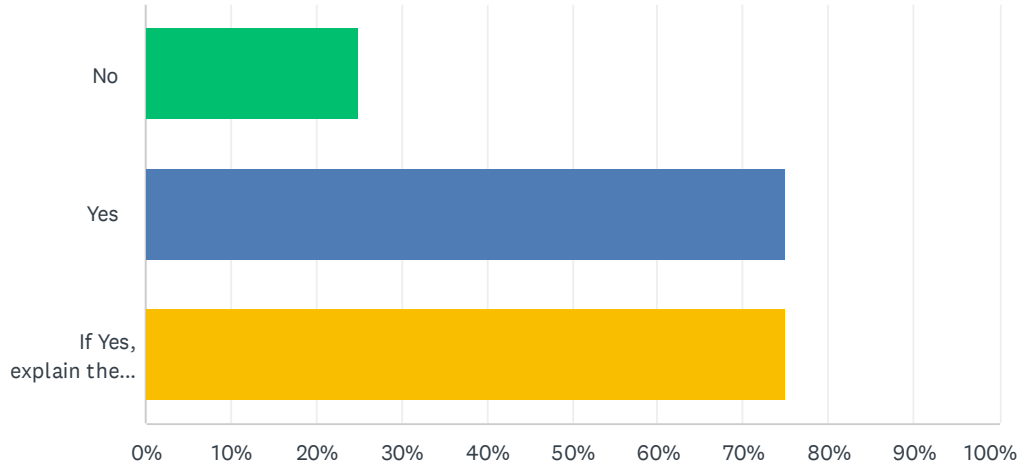


City of Davenport HOME-ARP Agency Survey

Emergency Service Grant (ESG)			
	YES	NO	TOTAL
Congregate Shelter	12.50% 1	87.50% 7	8
Non-Congregate Shelter	0.00% 0	100.00% 8	8
Supportive Services	12.50% 1	87.50% 7	8
Tenant Based Rental Assistance (TBRA)	0.00% 0	100.00% 8	8
Affordable and Permanent Supportive Rental Housing	12.50% 1	87.50% 7	8
Continuum of Care (CoC)			
	YES	NO	TOTAL
Congregate Shelter	0.00% 0	100.00% 8	8
Non-Congregate Shelter	0.00% 0	100.00% 8	8
Supportive Services	12.50% 1	87.50% 7	8
Tenant Based Rental Assistance (TBRA)	0.00% 0	100.00% 8	8
Affordable and Permanent Supportive Rental Housing	12.50% 1	87.50% 7	8
Other			
	SPECIFY TYPE BELOW		TOTAL
Congregate Shelter	100.00% 7		7
Non-Congregate Shelter	100.00% 7		7
Supportive Services	100.00% 8		8
Tenant Based Rental Assistance (TBRA)	100.00% 7		7
Affordable and Permanent Supportive Rental Housing	100.00% 7		7

Q4 Are there gaps in the current shelter inventory of Davenport for qualifying populations?

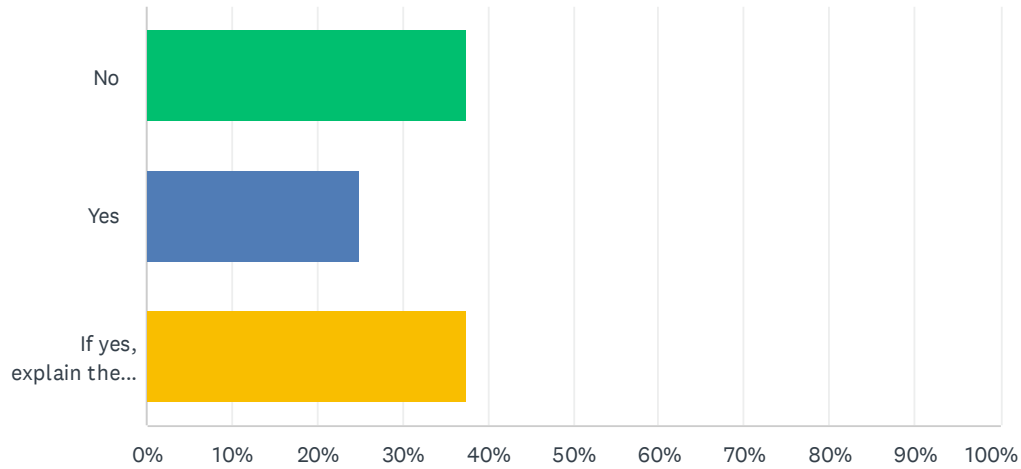
Answered: 8 Skipped: 0



ANSWER CHOICES	RESPONSES	
No	25.00%	2
Yes	75.00%	6
If Yes, explain the gaps	75.00%	6
Total Respondents: 8		

Q5 Are there gaps in Transitional Housing Inventory of Davenport for Qualifying Populations?

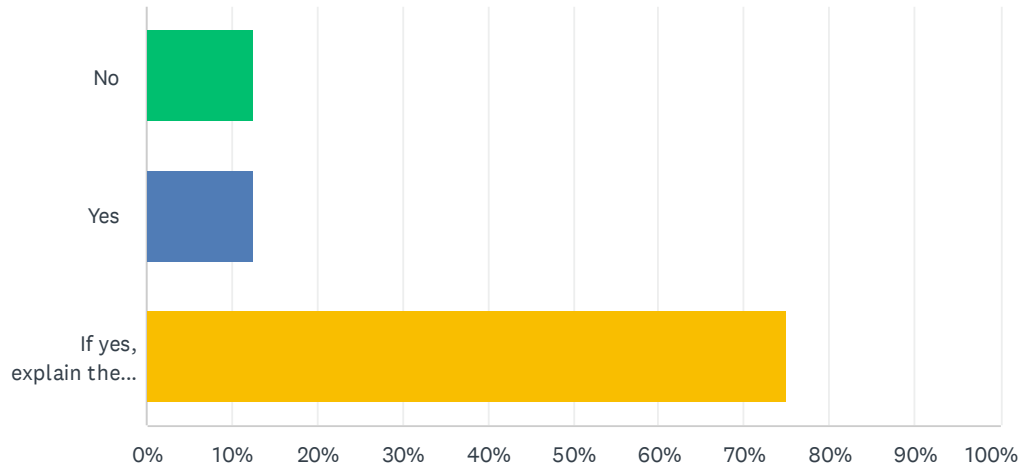
Answered: 8 Skipped: 0



ANSWER CHOICES	RESPONSES
No	37.50% 3
Yes	25.00% 2
If yes, explain the gaps	37.50% 3
TOTAL	8

Q6 Are there gaps in affordable and permanent rental housing of Davenport for Qualifying Populations?

Answered: 8 Skipped: 0



ANSWER CHOICES	RESPONSES	
No	12.50%	1
Yes	12.50%	1
If yes, explain the gaps	75.00%	6
TOTAL		8

Q7 What are the unmet service needs of Sheltered and Unsheltered Homeless Population in Davenport?

Answered: 8 Skipped: 0

Q7

What are the unmet service needs of Sheltered and Unsheltered Homeless Population in Davenport?

Education, mentoring, opportunity

Q7

What are the unmet service needs of Sheltered and Unsheltered Homeless Population in Davenport?

Insufficient housing stock, high rates of eviction compared to surrounding counties, loss of household items when evicted, insufficient short-term shelter and transitional housing.

Q7

What are the unmet service needs of Sheltered and Unsheltered Homeless Population in Davenport?

A gap in affordable housing and supportive services on a larger scale.

Q7

What are the unmet service needs of Sheltered and Unsheltered Homeless Population in Davenport?

available jobs and education

Q7

What are the unmet service needs of Sheltered and Unsheltered Homeless Population in Davenport?

I don't know.

Q7

What are the unmet service needs of Sheltered and Unsheltered Homeless Population in Davenport?

I'm not sure since I do not work directly with this individual population.

Families that we see at risk of becoming homeless need higher wages to afford very basic living expenses and still be able to do things with and for their kids.

Q7

What are the unmet service needs of Sheltered and Unsheltered Homeless Population in Davenport?

mental health services, a home, ongoing supportive services unique to each individual

Q7

What are the unmet service needs of Sheltered and Unsheltered Homeless Population in Davenport?

Lack of available affordable and accessible housing units for those in need.

Q8 What are the unmet service needs of those currently housed populations at risk of homelessness in Davenport?

Answered: 8 Skipped: 0

Q8

What are the unmet service needs of those currently housed populations at risk of homelessness in Davenport?

Education, mentoring, opportunity

Q8

What are the unmet service needs of those currently housed populations at risk of homelessness in Davenport?

Advocacy and family-centered coaching to address all family issues, not just episodic assistance to pay for rent.

Q8

What are the unmet service needs of those currently housed populations at risk of homelessness in Davenport?

A gap in affordable housing and assistance meant to keep people stably housed.

Q8

What are the unmet service needs of those currently housed populations at risk of homelessness in Davenport?

IDK

Q8

What are the unmet service needs of those currently housed populations at risk of homelessness in Davenport?

Mental health services, health care, day care, early childhood education, transportation, financial assistance, etc.

Q8

What are the unmet service needs of those currently housed populations at risk of homelessness in Davenport?

Adults in families that we see at risk of becoming homeless need higher wages to afford very basic living expenses and still be able to do things with and for their kids.

Q8

What are the unmet service needs of those currently housed populations at risk of homelessness in Davenport?

job training, credit repair, daycare

Q8

What are the unmet service needs of those currently housed populations at risk of homelessness in Davenport?

mental and financial services

Q9 What are the unmet service needs of other families requiring services or housing assistance or to prevent homelessness in Davenport?

Answered: 8 Skipped: 0

Q9

What are the unmet service needs of other families requiring services or housing assistance or to prevent homelessness in Davenport?

Education, mentoring, opportunity

Q9

What are the unmet service needs of other families requiring services or housing assistance or to prevent homelessness in Davenport?

Child care, transportation, and immediate mental health services are needed.

Q9

What are the unmet service needs of other families requiring services or housing assistance or to prevent homelessness in Davenport?

A gap in affordable housing and supportive services.

Q9

What are the unmet service needs of other families requiring services or housing assistance or to prevent homelessness in Davenport?

IDK

Q9

What are the unmet service needs of other families requiring services or housing assistance or to prevent homelessness in Davenport?

Mental health services, health care, day care, early childhood education, transportation, financial assistance, etc.

Q9

What are the unmet service needs of other families requiring services or housing assistance or to prevent homelessness in Davenport?

I think we have many services/resources in Davenport. Reasons I hear from families for not getting the support is sometimes feeling like they get the "run around" and don't feel like anyone can help them because there can be rules that are unattainable. In this field of work, with families and individuals going through trauma things are not always clear cut, we need to be able to meet people where they are.

We need caring, consistent workers in this field.

Families that we see at risk of becoming homeless need higher wages to afford very basic living expenses and still be able to do things with and for their kids. Some parents don't want to just put their kids in "programs" all the time, they want to be able to make enough money and be able to afford to take time off to do things WITH their kids.

Q9

What are the unmet service needs of other families requiring services or housing assistance or to prevent homelessness in Davenport?

home improvement assistance, credit repair and financial literacy counseling, job training

Q10 What are the unmet service needs of those at greatest risk of housing instability or in unstable housing situations in Davenport?

Answered: 8 Skipped: 0

Q10

What are the unmet service needs of those at greatest risk of housing instability or in unstable housing situations in Davenport?

education (budgeting, wants vs needs, predatory lending ,use of credit), mentoring and opportunities to escape poverty

Q10

What are the unmet service needs of those at greatest risk of housing instability or in unstable housing situations in Davenport?

See above

Q10

What are the unmet service needs of those at greatest risk of housing instability or in unstable housing situations in Davenport?

A gap in affordable housing and supportive services.

Q10

What are the unmet service needs of those at greatest risk of housing instability or in unstable housing situations in Davenport?

Transportation, food, shelter

Q10

What are the unmet service needs of those at greatest risk of housing instability or in unstable housing situations in Davenport?

Mental health services, health care, day care, early childhood education, transportation, financial assistance, etc.

Q10

What are the unmet service needs of those at greatest risk of housing instability or in unstable housing situations in Davenport?

Higher wages, educational programs for people to learn how to live independently - what comes with caring for your home whether it is as a tenant or home owner, maintenance, basic skills to maintain your home, the value of budgeting and investing.

Q10

What are the unmet service needs of those at greatest risk of housing instability or in unstable housing situations in Davenport?

better paying employment, supportive services to improve stability, financial literacy training

Q10

What are the unmet service needs of those at greatest risk of housing instability or in unstable housing situations in Davenport?

lack of affordable housing in the area

Q11 Identify the physical characteristics of the housing associated with instability and an increased risk of homelessness?

Answered: 8 Skipped: 0

Q11

Identify the physical characteristics of the housing associated with instability and an increased risk of homelessness?

Unsafe conditions, overcrowded, not accessible for those with special needs

Q11

Identify the physical characteristics of the housing associated with instability and an increased risk of homelessness?

Poor quality housing that is not safe or affordable.

Q11

Identify the physical characteristics of the housing associated with instability and an increased risk of homelessness?

As referenced in the Tri-Cities Housing Needs Assessment of 2020, most extremely low income households are cost-burdened in their current housing situation. In addition, overcrowding and lack of plumbing are also noted as housing problems. Typically, the housing that is available is older and may need major maintenance within the next 1-3 years.

Q11

Identify the physical characteristics of the housing associated with instability and an increased risk of homelessness?

Once the family is homeless, there are no resources available to help them to find affordable housing.

Q11

Identify the physical characteristics of the housing associated with instability and an increased risk of homelessness?

Two fold. First the housing we are talking about is often in poor condition, with water and mold, lead, etc. And Second, it is often physically distant from transportation, day care, work, parks, good schools, etc.

Q11

Identify the physical characteristics of the housing associated with instability and an increased risk of homelessness?

Low income neighborhoods in our city that have been neglected for years while building "bigger and better" somewhere else.
Landlords/property managers of rentals that are absent and neglect their duties to be responsible owners/managers.
Accessible housing for people who could remain independent if housing was handicap accessible.

Q11

Identify the physical characteristics of the housing associated with instability and an increased risk of homelessness?

Aged housing in need of repair due to deferred maintenance

Q11

Identify the physical characteristics of the housing associated with instability and an increased risk of homelessness?

accessible units

Q12 Identify the characteristics of the Qualifying Population households associated with instability and an increased risk of homelessness?

Answered: 8 Skipped: 0

Q12

Identify the characteristics of the Qualifying Population households associated with instability and an increased risk of homelessness?

Under educated, low income, drug/alcohol abuse

Q12

Identify the characteristics of the Qualifying Population households associated with instability and an increased risk of homelessness?

Not sure I understand this question.

Q12

Identify the characteristics of the Qualifying Population households associated with instability and an increased risk of homelessness?

People most at risk of housing instability and increased homelessness are cost-burdened. These households do not have enough income to pay the associated housing costs. In addition, at HHSI's emergency shelter, 70% of people experiencing homelessness have at least 1 disabling condition, with mental illness being the most common. 27% of people have experienced domestic violence. 22% have experienced chronic homelessness. 30% identify as Black/African American. Lack of income continues to be the most common reason given for a person's experience with homelessness. Systemic racism, lack of income, lack of support and resources for disabilities, and a lack of affordable housing are all contributing factors associated with instability and risk of homelessness.

Q12

Identify the characteristics of the Qualifying Population households associated with instability and an increased risk of homelessness?

No income, loss of job, divorce (only one income)

Q12

Identify the characteristics of the Qualifying Population households associated with instability and an increased risk of homelessness?

I am not certain.

Q12

Identify the characteristics of the Qualifying Population households associated with instability and an increased risk of homelessness?

households with low income, families needing 3+ bedroom homes, households with members overcoming past and present trauma, first time home owners, young people living on their own for the first time with no family support

Q12

Identify the characteristics of the Qualifying Population households associated with instability and an increased risk of homelessness?

low wage earners, recently unemployed or disabled

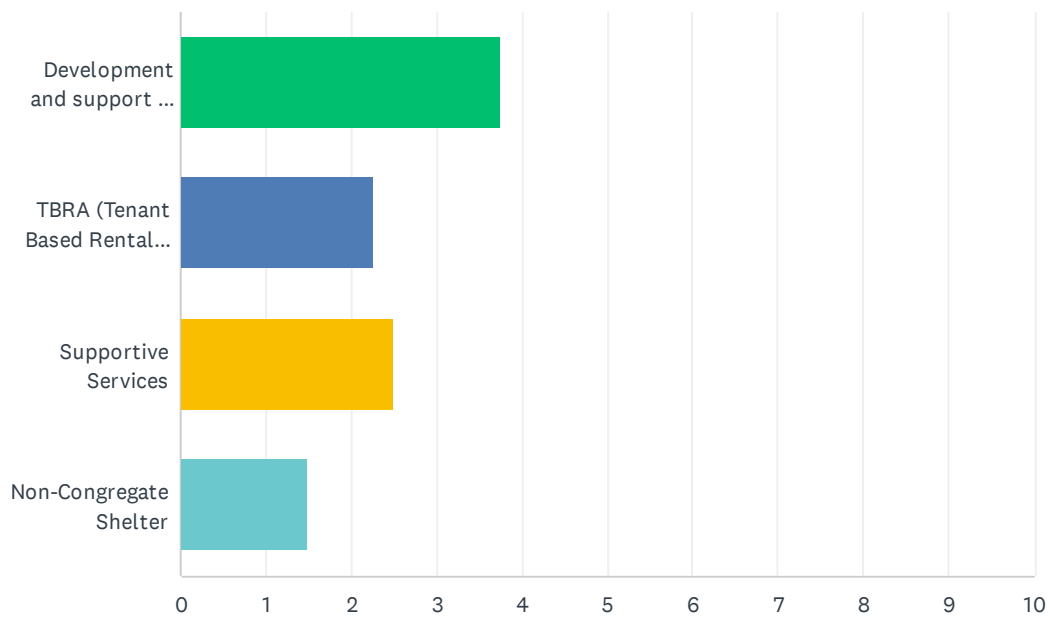
Q12

Identify the characteristics of the Qualifying Population households associated with instability and an increased risk of homelessness?

financial

Q13 Rank the following activities in funding priority (1 being first priority):

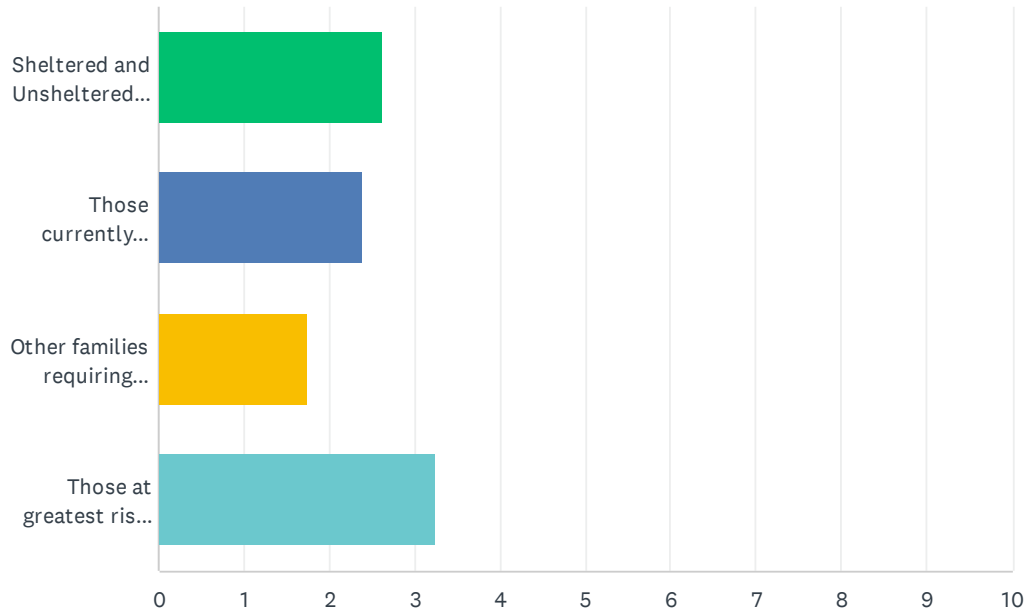
Answered: 8 Skipped: 0



	1	2	3	4	TOTAL	SCORE
Development and support of affordable rental housing	87.50% 7	0.00% 0	12.50% 1	0.00% 0	8	3.75
TBRA (Tenant Based Rental Assistance) for Qualifying Populations	12.50% 1	37.50% 3	12.50% 1	37.50% 3	8	2.25
Supportive Services	0.00% 0	50.00% 4	50.00% 4	0.00% 0	8	2.50
Non-Congregate Shelter	0.00% 0	12.50% 1	25.00% 2	62.50% 5	8	1.50

Q14 Rank the following qualifying populations in funding priority (1 being first priority):

Answered: 8 Skipped: 0



	1	2	3	4	TOTAL	SCORE
Sheltered and Unsheltered homeless populations	37.50% 3	25.00% 2	0.00% 0	37.50% 3	8	2.63
Those currently housed populations at risk of homelessness	12.50% 1	37.50% 3	25.00% 2	25.00% 2	8	2.38
Other families requiring services or housing assistance or to prevent homelessness	0.00% 0	12.50% 1	50.00% 4	37.50% 3	8	1.75
Those at greatest risk of housing instability or in unstable situations	50.00% 4	25.00% 2	25.00% 2	0.00% 0	8	3.25

Q15 Any additional comments

Answered: 2 Skipped: 6

Q15

Any additional comments

no

Q15

Any additional comments

I apologize for vague answers. We don't work directly with those that rent our low income affordable units, so I don't feel qualified to generalize. However, I can agree that we have a crisis of affordable housing, health care, education, domestic abuse, mental health, etc. But I believe that while all of these have to be addressed (and urgently) all these other pieces rest on quality affordable housing. Until people are well housed, you can't begin to address the other problems.

Q16 If you would like to receive updates regarding the City of Davenport's HOME-ARP planning process please provide your email:

Answered: 7 Skipped: 1

ANSWER CHOICES	RESPONSES	
Name	100.00%	7
Company	100.00%	7
Address	0.00%	0
Address 2	0.00%	0
City/Town	100.00%	7
State/Province	100.00%	7
ZIP/Postal Code	100.00%	7
Country	0.00%	0
Email Address	100.00%	7
Phone Number	100.00%	7

HOME-ARP Contact List for Survey and Other Opportunities

Agency	Type of Agency	Email
Alternatives	Disability/Senior Services	alternatives@alternativesforyou.org
Bethany for Children and Families	Housing service provider	bcleaveland@bethany-qc.org
Blackhawk Bank and Trust	Lender	jschulte@choosethechief.com
Brain Injury Association of Iowa	Housing service provider	kbb32874@aol.com
Build to Suite, Inc.	For profit developer	bts@buildtosuitinc.com
CASI Seniors	Senior Services	ajohnson@casiseniors.org
CASI Seniors	Senior Services	lblumberg@casiseniors.org
CBI Bank and Trust	Lender	Damon.Colvin@cbibt.com
Christian Care	Housing service provider	sgottcent@christiancareqc.org
Christian Care	Housing service provider	cgramenz@christiancareqc.org
City of Davenport Civil Rights	Civil Rights	latrice.lacey@davenportiowa.com
Community Action of Eastern Iowa	Housing service provider	RPavey@caeiowa.org
Community Foundation of the Great River Bend	Funder	heathercalvert@cfgrb.org
Community Foundation of the Great River Bend	Funder	kellythompson@cfgrb.org
Community Health Care Homeless Outreach Meeting	Healthcare	bdavis@davchc.com
Community Healthcare	Healthcare	BDavis@chcqca.org
Community Housing Services	Housing service provider	gailbrooks0627@gmail.com
Davenport Public Housing Authority/ Office of Assisted Housing/Section 8 Vouchers	PHA	bruce.berger@davenportiowa.com
Davenport Public Schools	Public Schools/ Homeless	neyrinck@mail.davenport.k12.ia.us
Davenport Public Schools	Public Schools/ Homeless	schiltzm@mail.davenport.k12.ia.us
DeLaCerde House, Inc.	Housing service provider	cathy@delacerdahouseinc.org
Ecumenical Housing Development Group	Housing developer	jarichardson1954@gmail.com
Fairness in Rural Lending	Housing service provider	slsheehy@aol.com
Family Resources	Social Service Provider	aschwalm@famres.org
Family Resources	Social Service Provider	aodom@famres.org
Family Resources	Housing service provider	aschwalm@famres.org
Freedom Homes Ministries	Housing service provider	sclinefhqca@gmail.com
Gateway Redevelopment Group	Housing developer	ars@grgdavenport.org
Gateway Redevelopment Group	Housing developer	marion_meginnis@msn.com
Goodwill Heartland	Disability Services	dschubert@goodwillheartland.org
Great Southern Bank	Lender	bcrowley@greatsoutherbank.com
Habitat for Humanity	Housing developer	kristi.crafton@habitatqc.org
Habitat for Humanity	Housing Developer	Elesha@habitatqc.org
Handicapped Development Center	Disability Services	CarolFoster@hdcmail.org
HELP Legal Aid	Legal Services	ndriscoll@iowalaw.org
Help Legal Aid	Legal Services	tschemmel@iowalaw.org
Hilltop Campus Village	Housing developer	molly@hilltopcampusvillage.org
Homeless VA Services	Veterans Services	Jessica.Mohr@va.gov
Humility Homes and Services	Homeless and Housing	a.velez@humilityhomes.org
IL/IA Center for Independent Living	Disability Services	johnnie@iicil.com
Interfaith Housing Ltd	Housing developer	trtheis_interfaithhousing@msn.com
King's Harvest, Inc.	Housing service provider	jenniferkingsharvest@gmail.com
Legal Aid	Community	ndriscoll@iowalaw.org
Mary Lee House	homeless services	lafayemack@maryleehouse.org
Milestones Area Agency on Aging	Senior Services	bpassman@milestonesaaa.org
NHS of Davenport	Housing developer	b_hayes-upton@mvnhs.org
One Eighty Zone	Housing developer	Jenny@oneeighty.org
One Eighty Zone	Housing developer	dakotah@oneeighty.org
Project NOW, Inc.	Housing service provider	adodd@projectnow.org
Project NOW, Inc.	Housing service provider	rlund@projectnow.org
Project Renewal	Youth services	projectrenewal@revealed.net
QC Housing Cluster	Housing Service Group	qchousingcluster@gmail.com
QC Open Network	Social Service Provider	cbailey@qcopennetwork.org
Quad City Bank and Trust	Lender	jdubin@qcbt.com
Rebuilding Together Quad Cities	Housing service provider	reachus@rebuildingtogetherquadcities.org
Regional Development Authority	Funder	mattmendenhall@me.com
Rock Island Housing Authority	Housing service provider	gailbrooks0627@gmail.com
Safe Families	Social Services - Children	ttrice@salfcs.org
Salvation Army of the Quad Cities	Housing Service Provider	kelle.larned@usc.salvationarmy.org
Scott County Community Services	Social Services/ County Government	lori.elam@scottcountyiowa.gov
Scott County Health Department	County government	health@scottcountyiowa.gov
Scott County Homeless and Transitional Housing Council	Homeless and Housing	cathy@delacerdahouseinc.org
Scott County Housing Council	Housing Service Non Profit	kilgannonschc@gmail.com
Scott County Planning and Zoning	County government	planning@scottcountyiowa.gov
Second Chance Housing	landlord	elHeritage@gmail.com
St. Joseph the Worker House	Housing service provider	ann@annring.com
The Arc of the Quad Cities Area	Housing developer	wrights@arcqca.org
United Way of the QC	Funder	mzogg@unitedwayqc.org
Unity House of Davenport	Social Service Provider	dennis.haut@unityhouseofdavenport.org
Unity House of Davenport	Social Service Provider	kelly@unityhouseofdavenport.org
Veteran Affairs Commission - Scott County Iowa	Veterans Services	commserve@scottcountyiowa.gov
Vera French Housing Corp.	Housing developer	kiserwilleys@verafrenchmhc.org
Vera French Mental Health Center	Social Service Provider	stoffersb@verafrenchmhc.org

HOME-ARP One-on-One Consultation List

Agency	Group Type	Qualifying Population
Bethany for Children and Families	4, 8 - Family and Children	1,2
CASI	5, 8 - Senior Services	2
CBI Bank and Trust	8 - Funding	None directly - funder
Christian Care	4,5,7	1
City of Davenport Civil Rights	1	1,2,3,4
Community Action of Eastern Iowa	5, 8 - Housing Service Provider	1,2,3,4
Community Foundation of the Great River Bend	8 - Grants for Social Service Agencies	1,2,3
Community Health Care Homeless Outreach Meeting	4	1
Community Home Partners/ RI Housing Authority	6	4
Davenport Community School District	4, 8 - Public School District	1,2,3,4
Davenport Public Housing Authority/ Office of Assisted Housing/Section 8 Vouchers	6	4
DeLaCerde House, Inc.	4	1
Ecumenical Housing Development Group	4, 8 - Affordable Housing	4
Family Resources	2,3	1,2,3
Friendly House	8 - Children/Family, Senior	2
Goodwill of the Heartland/ Goodwill Veterans Services	7	1,2
Habitat for Humanity	8 - Homeownership	4
Handicapped Development Center	5	4
Humility Homes and Services	2,3,4,5,7	1,2,3,4
IH Mississippi Valley Credit Union	4, 8 - Funding	4
IL/IA Center for Independent Living	5	4
Iowa CoC - Balance of State	2,3,4,5	1,2,3,4
Iowa Legal Aid	2,4, 8 - Legal Services	2,4
King's Harvest, Inc.	4, 8 - Pet Shelter	1
Mary Lee House of Refuge	4, 8 - Transitional Housing	1
Milestones Area Agency on Aging	2,5,7, 8 -Senior Services	1,2,3,4
Mississippi Valley Neighborhood Services (NHS)	4, 8 - Funding for housing to LMI populations	None directly - funder
One Eighty Zone	4,5, 8 - Housing for those with substance abuse or coming out of being incarceration	1,2
Regional Development Authority	8 - Funding	2,3,4
Safe Families	2,4, 8 - Family and Children	1,2,3,4
Salvation Army of the Quad Cities	3,4,5	1,2,3,4
Scott County Community Services	3,4,5,8-Rental assistance	2,3,4
Scott County Health Department	8-Health Department	1,2,3,4
Scott County Veteran Affairs Commission	7	2
The Arc of the Quad Cities Area	5	4
United Way of the QC	8 - Non Profit Funding Resource	1,2,3,4
Unity House of Davenport	3,4, 8 - transitional housing for men with substance abuse or behavior addictions	1,2,3,4
QC Open Network	1,2,3,4,5,7, 8 - Referrals	1,2,3,4
Quad City Housing Council	1, 2, 3, 4, 5, 7, 8 - Non profit developers	1,2
Scott County Homeless and Transitional Housing Council	8 - Support group for public service providers	NA
Vera French Housing Corp.	5	4
NO RESPONSES:		
Alternatives	5	NA
Blackhawk Bank and Trust	8 -Funding	None directly - funder
Build to Suit, Inc.	4, 8 - Developer	None directly - developer
Churches United	4	NA
Community Housing Services	5, 8 - Housing Service Provider	4
Fairness in Rural Lending	8 -Funding	NA
First Midwest Bank	8 -Funding	None directly - funder
Freedom Homes Ministries	4	1
Gateway Redevelopment Group	4	None directly - Fair Housing Group
Great Southern Bank	8 -Funding	None directly - funder
Hilltop Campus Village	8 -Funding	None directly - funder
Homeless VA Services	7	1,2,3,4
Interfaith Housing Ltd	4	None directly - Fair Housing Group
Project NOW, Inc.	4, 8 - Housing Service Provider	4
Project Renewal	8 - Youth Services	4
QC Housing Cluster	4	None directly - Fair Housing Group
Quad City Bank and Trust	8 -Funding	None directly - funder
Rebuilding Together Quad Cities	4	None directly - Fair Housing Group
Scott County Planning and Zoning	4	None directly - County Planning and Zoning
Second Chance Housing	4	NA
Southeast National Bank	8 -Funding	None directly - funder
St. Joseph the Worker House	NA	NA
US Bank	8 -Funding	None directly - funder
Vera French Mental Health Center	5	NA
Vibrant Credit Union	8 -Funding	None directly - funder

KEY:	
Group Types:	Qualifying Populations:
1. Civil Rights	1. Homeless
2. Domestic Violence	2. At risk of homelessness
3. Fair Housing	3. Fleeing, or Attempting to flee, Domestic Violence, Dating Violence, Sexual Assault, Stalking or Human Trafficking
4. Homeless	4. Other Populations
5. Persons with Disabilities	
6. Public Housing Agency	
7. Veteran Groups	
8. Other - Specify	

SUMMARY OF PLAN CONSULTATION

Pre-Application/Notice of Intent –

- A notice of intent was sent out to area service providers in March 2022 to gauge interest in applying for the available funding.
- There were two agencies that submitted interest applications. One stated that they would be interested in rental housing and the other would be interested in tenant based rental assistance and provide supportive services

Agency Survey Highlights –

- Survey was created to collect local agency feedback. We invited all required consultation groups as described in the HOME-ARP notice. Survey was open from April 8, 2022 until July 1, 2022.
- 8 responses (4 housing providers, 2 family/children services, 1 homeless shelter, and 1 independent living center)
- The QP of “Those at greatest risk of housing instability or in unstable housing situations” followed by “Other families requiring services or housing assistance or to prevent homelessness” are the populations that most respondents serve
- Only one agency said that they currently have resources available to assist HOME ARP QP’s
- Main themes: not enough affordable housing, a need for accessible units, a need for 3+ bedroom units, a need for additional shelter spaces, a need for flexible shelter spaces

One-on-One Consultation –

- Additional one-on-one consultation with area service providers was conducted in February 2023. City staff conducted additional outreach to 66 area service agencies, receiving feedback from 41 agencies.
- Responses were received back from at least one of each required consultation group: civil rights organizations (1), domestic violence service providers (1), fair housing organizations (6), homeless service providers (16), agencies for persons with disabilities (2), public housing agencies (2), veterans groups (1), and other service providers (12).
- Many agencies highlighted the same needs of the qualifying populations. One of the main themes that was heard throughout the consultation process was the need for affordable housing. Affordable housing is seen as a large gap in need for the City of Davenport and surrounding metro area.
- Feedback received the needs of homeless populations are the need for rental assistance, security deposits, other financial assistance for living expenses, access to transportation, assistance with job placement, follow up program that help eliminate “falling through the cracks”, assistance with documents such as photo ID’s or social security cards, assistance with available programs and services.
- Feedback received the needs of those at risk of homelessness are the need for rental assistance, security deposits, other financial assistance for living expenses so that they can remain in their current home at an affordable cost. Additionally, feedback was received regarding past evictions. Residents with previous evictions on their records have a hard time finding affordable

decent housing. It was suggested to create a program for landlords to help with damages from tenants so they might be more willing to work with programs.

- Feedback received the needs of those fleeing or attempting to flee, domestic violence, dating violence, sexual assault, stalking, or human trafficking are similar to those in other urgent situations. The need for rental assistance, security deposits, other financial assistance, child care, and transportation are needed to help residents get placed in a safe situation.
- Feedback received the needs of other families requiring services or housing assistance to prevent homelessness are rental assistance, security deposits, other financial assistance for living expenses, financial counseling, and affordable daycare.

PUBLIC INPUT

- Public Comment Notice/ Proof of Publication
 - Notice of Public Comment Period and Public Hearing was posted in the Quad City Times on August 16, 2022.
 - 15-Day public comment period ran from August 22, 2022 to September 6, 2022.
- Virtual Community Informational Meeting
 - August 23, 2022 with video recorded and posted on City's website
 - Link to recording - <https://www.youtube.com/watch?v=DNu04OrfvOk&t=83s>
- Public Hearing
 - Was held on September 7, 2022
- Public Comment Notice/Proof of Publication
 - Notice of Public Comment Period and Public Hearing will be posted in the Quad City Times on April 26, 2023
 - 15-Day public comment period ran from May 1, 2023 to May 15, 2023
- Public Hearing
 - Was held on May 3, 2023

Summary of Comments Received

No comments were received during the public comment period or during the meeting opportunities.

**NOTICE OF PUBLIC COMMENT PERIOD AND PUBLIC HEARING
ON THE
HOME Investment Partnerships – American Rescue Plan Act
(HOME-ARP) Allocation Plan**

Public Comment:

The City of Davenport is establishing a 15-day comment period from August 22, 2022 through September 6, 2022, for citizen review of the draft HOME-ARP Allocation Plan. The plan is a requirement for HOME-ARP funding from the U.S. Department of Housing and Urban Development (HUD) for the HOME Investment Partnerships – American Rescue Plan Act (HOME-ARP).

Copies of the HOME-ARP Plan draft will be available from 8/22/2022 to 9/6/2022 for public review at: Davenport City Hall, 226 W. 4th Street, and the City of Davenport libraries: 321 Main Street, 6000 Eastern Avenue, 3000 Fairmount Street. Additionally the HOME-ARP Plan is available on the City's website www.davenportiowa.com under the Community & Economic Development Department.

The draft HOME-ARP plan presents funding available for specific activities and populations outlined in HUD CPD Notice 21-10 (Issued on September 13, 2021). HOME-ARP eligible activities include: Development and support of affordable rental housing, tenant based rental assistance (TBRA), Supportive Services, and Non-Congregate Shelters. These eligible activities are for qualifying populations (QP's) that include: Sheltered and unsheltered homeless populations, those currently housed populations at risk of homelessness, other families requiring services or housing assistance or to prevent homelessness, and those at greatest risk of housing instability or in unstable housing situations. The City of Davenport is receiving \$1,533,897.00 for above mentioned activities. Priority needs for qualifying populations have been identified as the following based on the consultation process and data available for the City of Davenport and surrounding metro area: Increase affordable rental/housing units with an emphasis on 3+ bedrooms and accessible units, Create supportive service programs focused on preventing homelessness with an emphasis on the creation of a financial literacy and mentoring program, and Provide rental assistance for those at risk of homelessness to alleviate the need to go through the shelters and keep people in their current housing units.

All citizens may submit written comments on the Plan during the 15-day period. Comments will be accepted by the Community and Economic Development Department, City Hall, attn.: HOME-ARP, 226 W. 4th Street, Davenport, IA, 52801 or ced.info@davenportiowa.com through **September 6, 2022**. Interpretive Services are available at no charge. Servicios interpretivos libres estan disponibles.

Public Hearing:

Notice is hereby given that at 5:30 p.m. on September 7, 2022 in the City Council Chambers, City Hall (226 W. 4th Street), in the City of Davenport, Iowa, there will be a hearing on the HOME Investment Partnerships – American Rescue Plan Act (HOME-ARP) allocation plan and funding. The City Council Chambers are accessible to the physically challenged. Individuals requiring accommodations should call 563-326-7765 or TTY 563-326-6145 seven days in advance of the public hearing.

Interpretive services are available at no charge. Servicios interpretativos libres estan disponibles. If you need accommodations for any reason, or for further information, please contact our office at Community Planning and Economic Development Department, City Hall, 226 West 4th Street, Davenport, IA, 52801 or (563) 326-7765 or TTY 326-6145.

Brian Krup, Deputy City Clerk

PO #2301448

***** Proof of Publication *****

STATE OF IOWA
SCOTT COUNTY, } ss.

The undersigned, being first duly sworn, on oath does say that he/she is an authorized employee of THE QUAD-CITY TIMES, morning edition, a daily newspaper printed and published by Lee Enterprises, Incorporated, in the City of Davenport, Scott County, Iowa, and that a notice, a printed copy of which is made a part of this affidavit, was published in said THE QUAD-CITY TIMES, on the dates listed below.

CITY OF DAVENPORT - LEGALS

Sharon Langel
226 W 4TH ST
DAVENPORT, IA 52801

ORDER NUMBER 134145

The affiant further deposes and says that all of the facts set forth in the foregoing affidavit are true as he/she verily believes.

Michele Graham

Section: Notices & Legals
Category: 2627 Miscellaneous Notices
PUBLISHED ON: 08/19/2022

TOTAL AD COST: 62.38
FILED ON: 8/19/2022

Subscribed and sworn to before me by said affiant this 24 day of August 2022.

Chelsi Sue Ciavarelli

Notary Public in and for Scott County, Iowa

NOTICE OF PUBLIC COMMENT PERIOD AND PUBLIC HEARING ON THE HOME Investment Partnerships – American Rescue Plan Act (HOME-ARP) Allocation Plan

Public Comment:

The City of Davenport is establishing a 15-day comment period from August 22, 2022 through September 6, 2022, for citizen review of the draft HOME-ARP Allocation Plan. The plan is a requirement for HOME-ARP funding from the U.S. Department of Housing and Urban Development (HUD) for the HOME Investment Partnerships – American Rescue Plan Act (HOME-ARP).

Copies of the HOME-ARP Plan draft will be available from 8/22/2022 to 9/6/2022 for public review at: Davenport City Hall, 226 W. 4th Street, and the City of Davenport libraries: 321 Main Street, 6000 Eastern Avenue, 3000 Fairmount Street. Additionally the HOME-ARP Plan is available on the City's website www.davenportiowa.com under the Community & Economic Development Department.

The draft HOME-ARP plan presents funding available for specific activities and populations outlined in HUD CPD Notice 21-10 (Issued on September 13, 2021). HOME-ARP eligible activities include: Development and support of affordable rental housing, tenant based rental assistance (TBRA), Supportive Services, and Non-Congregate Shelters. These eligible activities are for qualifying populations (QP's) that include: Sheltered and unsheltered homeless populations, those currently housed populations at risk of homelessness, other families requiring services or housing assistance or to prevent homelessness, and those at greatest risk of housing instability or in unstable housing situations. The City of Davenport is receiving \$1,533,897.00 for above mentioned activities. Priority needs for qualifying populations have been identified as the following based on the consultation process and data available for the City of Davenport and surrounding metro area: Increase affordable rental/housing units with an emphasis on 3+ bedrooms and accessible units, Create supportive service programs focused on preventing homelessness with an emphasis on the creation of a financial literacy and mentoring program, and Provide rental assistance for those at risk of homelessness to alleviate the need to go through the shelters and keep people in their current housing units.

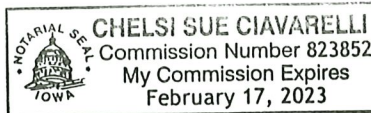
All citizens may submit written comments on the Plan during the 15-day period. Comments will be accepted by the Community and Economic Development Department, City Hall, attn.: HOME-ARP, 226 W. 4th Street, Davenport, IA, 52801 or ced.info@davenportiowa.com through September 6, 2022. Interpretive Services are available at no charge. Servicios interpretativos libres estan disponibles.

Public Hearing:

Notice is hereby given that at 5:30 p.m. on September 7, 2022 in the City Council Chambers, City Hall (226 W. 4th Street), in the City of Davenport, Iowa, there will be a hearing on the HOME Investment Partnerships – American Rescue Plan Act (HOME-ARP) allocation plan and funding. The City Council Chambers are accessible to the physically challenged. Individuals requiring accommodations should call 563-326-7765 or TTY 563-326-6145 seven days in advance of the public hearing.

Interpretive services are available at no charge. Servicios interpretativos libres estan disponibles. If you need accommodations for any reason, or for further information, please contact our office at Community Planning and Economic Development Department, City Hall, 226 West 4th Street, Davenport, IA, 52801 or (563) 326-7765 or TTY 326-6145.

Brian Krup, Deputy City Clerk
PO #2301448





THE CITY OF
DAVENPORT
IOWA | USA

WELCOME TO THE HOME-ARP COMMUNITY INPUT MEETING

Community & Economic Development

August 23, 2022 @ 2:00 PM

Meghan Overton

Neighborhood Development Coordinator

meghan.overton@davenportiowa.com



What is HOME-ARP

- Part of the American Rescue Plan Act (ARPA)
- ARPA is relief to address the continued impact of the COVID-19 pandemic.
- Congress appropriated \$5 billion in ARPA funds to be administered through the HOME Investment Partnership Program or HOME-ARP
- HOME-ARP must benefit the Qualifying Populations (QP's) under four specified eligible activities.



Qualifying Populations (QP's)

1. Sheltered and Unsheltered Homeless Populations
2. Those Currently Housed Populations at Risk of Homelessness
3. Other families requiring services or housing assistance to prevent homelessness
4. Those at greatest risk of housing instability or in unstable housing situations

Eligible Activities for QP's



- Production or Preservation of Affordable Housing
- Tenant-Based Rental Assistance (TBRA)
- Supportive Services, including homeless prevention services, and housing counseling
- Purchase and Development of Non-Congregate Shelter

Who is Eligible to Apply for HOME-ARP Funding



1. Eligible organizations – organizations that are already providing homeless services to QP's
2. The eligible organizations that are providing an eligible activity
3. The eligible activity(s) being provided are available to all QP's

Funding will be allocated to eligible agencies through a application period later this year.

Davenport HOME-ARP

- The City of Davenport will receive \$1,533,897.00
- Proposed Funding Breakout:

	Funding Amount	Percent of the Grant	Statutory Limit
Supportive Services	\$ 200,000.00		
Acquisition and Development of Non-Congregate Shelters	\$ 0		
Tenant Based Rental Assistance (TBRA)	\$ 100,000.00		
Development of Affordable Rental Housing	\$ 1,000,000.00		
Non-Profit Operating	\$ 0	0 %	5%
Non-Profit Capacity Building	\$ 0	0 %	5%
Administration and Planning	\$ 230,084.55	15 %	15%
Total HOME ARP Allocation	\$ 1,533,897.00		

Consultation Process

- Must consult with agencies and service providers whose clientele include the HOME-ARP qualifying populations to identify unmet needs and gaps in housing or service delivery systems.
- Outreach Process:
 - Pre-Plan Notice of Intent Agency Application (March 2022)
 - Agency Survey to identify needs and gaps (April – June 2022)
- Reached out to over 70 area groups to inquire about the needs of Davenport

Feedback – Notice of Intent

- Notice of Intent to Apply was sent out to area service providers in March 2022.
- Used to gauge interest of those who would be interested in applying for the available HOME-ARP funding.
- Received two interested agencies:
 - One would be interested in developing affordable rental housing
 - One would be interested in TBRA and providing supportive services

Feedback – Agency Survey



- The city invited all required consultation groups to participate in the survey.
- Survey was open from April 8 – July 1, 2022.
- Main themes from the respondents were: not enough affordable housing, a need for accessible units, a need for 3+ bedroom units, a need for additional shelter spaces, a need for flexible shelter spaces.
- Activities Ranked in Funding Priority:
 - 1. Development and support of affordable rental housing
 - 2. Supportive Services
 - 3. TBRA for QP's
 - 4. Non-Congregate Shelters
- Funding Priority Ranked for QP's:
 - 1. Those at greatest risk of housing instability or in unstable situations
 - 2. Sheltered and unsheltered homeless populations
 - 3. Those currently housed populations at risk of homelessness
 - 4. Other families requiring services or housing assistance or to prevent homelessness

Feedback – Data

- Available local – City, County, Metro Area and State
- Main Sources Utilized:
 - HUD's CHAS data
 - Institute of Community Alliance
 - National Low Income Housing Coalition
 - Local Planning Documents – Analysis of Impediments to Fair Housing, Housing Needs Assessment, and Silos to Solutions Plan

Highlights – Data

- Currently we have 85 rental units available for those making 30% AMI, with a need for at least 6,645 in the metro area
- From 2010 to 2017 Scott County has lost approximately 39% of the units below \$650/month while units above \$650/month have increased by over 55%.
- Approximately 24.8% of all households are cost burdened spending more than 30% of their income on housing, with 10.1% of those households making less than 30% AMI and 6.8% being renters.
- There is a gap of at least 1,088 units of permanent supportive housing needed in the metro area

Identified Needs/Gaps Shelters-Transitional Housing

Homeless Needs Inventory and Gap Analysis Table

Homeless													
	Current Inventory					Homeless Population				Gap Analysis			
	Family		Adults Only		Vets	Family HH (at least 1 child)	Adult HH (w/o child)	Vets	Victims of DV	Family		Adults Only	
	# of Beds	# of Units	# of Beds	# of Units	# of Beds					# of Beds	# of Units	# of Beds	# of Units
Emergency Shelter	40	20	80	80	13								
Transitional Housing	36	12	0	0	0								
Permanent Supportive Housing	7	7	32	32	0								
Other Permanent Housing						7	32	3	9				
Sheltered Homeless						20	90	22	31				
Unsheltered Homeless						4	182	5	NA				
Current Gap										25	25	1063	1063

Source(s): Salvation Army; HHSI's HMIS; CoC PIT Count for Iowa Balance of State. Institute for Community Alliances conducted data matching through HMIS and Scott County Jail - identified 1,063 individuals in need of PSH over a 4 year period. NOTE: Gap analysis if for permanent supportive housing only.

Identified Needs/Gaps Rental Housing

Housing Needs Inventory and Gap Analysis

Non-Homeless			
	Current Inventory	Level of Need	Gap Analysis
	# of Units	# of Households	# of Households
Total Rental Units	85		
Rental Units Affordable to HH at 30% AMI (At-Risk of Homelessness)	85		
Rental Units Affordable to HH at 50% AMI (Other Populations)	0		
0% - 30% AMI Renter HH w/1 or more severe housing problems (At-Risk of Homelessness)		6645	
30% - 50% AMI Renter HH w/1 or more severe housing problems (Other Populations)		Unknown	
Current Gaps			6645

Source(s): HHSI Owned Units; QC Housing Council's Silos to Solutions report

Highlights - Housing Needs

- Main Themes –
 - Need for affordable housing
 - Many large older homes in need of repairs/rehab or replacement
 - More rental assistance is needed
 - Neighborhood stabilization through rehab of both rental and owner occupied housing
 - Improved code enforcement and nuisance abatement

Highlights – Resident Needs

- Main Themes –
 - Had an over 30% increase in the use of emergency shelters from the pandemic
 - Observed already cost burdened residents have their hours reduced or lose their job entirely
 - Those in affordable units had rents increased and/or leases not renewed
 - COVID is still around and causing issues/ many do not have paid leave

Identified Priority Needs



- Increase affordable rental/housing units with an emphasis on 3+ bedrooms and accessible units.
- Create supportive service programs focused on preventing homelessness with an emphasis on the creation of a financial literacy and mentoring program.
- Provide rental assistance for those at risk of homelessness to alleviate the need to go through the shelters and keep people in their current housing units.

Next Steps

- 15-day public comment period – August 22 – September 6, 2022
- Public Hearing at CC – September 7th
- September/October - Finish up last details and submit to HUD
- Once plan is approved by HUD begin application period for projects – Planning on late fall/early winter

Comments/Questions

- Use the chat feature to submit your comments or questions
- All comments will be included in the plan and all questions will be answered
- Additionally the plan draft is available on the City's website (www.davenportiowa.com) under the Community & Economic Development tab
- If you are viewing this video at a later time comments or questions can be submitted via email to Meghan Overton at meghan.overton@davenportiowa.com by September 6, 2022.

Additional Information:



Additional HOME-ARP Resources:

<https://www.hudexchange.info/programs/home-arp/>

Contact Information:

meghan.overton@davenportiowa.com

Thank you for participating!



City of Davenport HOME-ARP Virtual Input Meeting

Aug 23, 2022 . 1:40 PM . ID: 958718557

Share Status

Access: Public

Expires: Aug 30, 2022

Shared content: Video, Transcript, Notes, Meeting info, Insession Chat

Attendees

City of Davenport

amber Kessler TSA

Bill

CED Meeting

cedmeeting@davenportiowa.com

Joseph Obleton

obletonj@hotmail.com

Ashley Velez

Talk Time

Organizer

100%

Attendees

00%

City of Davenport

00 mins . 0%

CED Meeting

13 mins . 41%

Bill

00 mins . 0%

Ashley Velez

00 mins . 0%

Joseph Obleton

00 mins . 0%

amber Kessler TSA

00 mins . 0%

COMMUNITY DEVELOPMENT BLOCK GRANT

The City of Davenport is collecting community input for Community Development Block Grant (CDBG) funds. Each year the City receives over \$1 million in federal CDBG funds. These funds can be used for eligible activities in the areas of housing, economic development, public facilities, social services, and planning. All funded activities must meet one of the following national objectives: assisting low and moderate income households; eliminating or preventing slums or blight; or responding to an urgent need. This input helps provide insight on what is important to the community.

Join us in providing feedback! How to participate:

Take our Online Survey – www.surveymonkey.com/r/DavenportCDBG2022 or paper survey copies are available at City Hall, the Davenport Libraries or by contacting 563-326-7765. The survey will be available July 15, 2022 – August 26, 2022.

In- Person at the Freight House Farmers Market (421 W. River Drive) –
Open House Style Table – Stop by anytime during one of 3 dates

- Saturday, July 23, 2022 – 8:00 a.m. – 12:00 p.m.
- Sunday, August 7, 2022 – 10:00 a.m. – 1:00 p.m.
- Saturday, August 20, 2022 – 8:00 a.m. – 12:00 p.m.

In- Person at the CED Table at Party in the Park

- Thursday, July 21, 2022 – 5:30 – 7:30 PM at Duck Creek Park (3300 E. Locust Street)
- Thursday, August 11, 2022 – 5:30 – 7:30 PM at Ridgeview Park (1819 Ridgeview Drive)
- Thursday, August 18, 2022 – 5:30 – 7:30 PM at Emeis Park (4500 W. Locust Street)

Virtual Public Input Meeting – Comments can be submitted through August 26, 2022 by email to meghan.overton@davenportiowa.com.

2022 CDBG Public Input Meeting 8.10.2022



Each year the City receives two primary community development grants from the federal government:

- Community Development Block Grant (CDBG), approximately \$1 Million per year
- HOME Investment Partnership, approximately \$300,000 per year

These funds are for activities benefiting low and moderate income residents and are restricted to uses that meet federal regulations in the areas of affordable housing, community development, and economic development.

City staff is responsible for completing the plans, studies, and reports required by the federal programs, as well as providing oversight and monitoring of entities receiving federal funds.

Eligible applicants for CDBG include City departments and nonprofit 501(c)3 agencies that deliver eligible activities to Davenport residents. More information about eligibility is available here: [National Objectives](#). [Subrecipients Handbook](#). To apply for funds, applicants must attend a workshop where the CDBG program is explained and applications are distributed. The workshop is typically scheduled in late November or early December each year. The Citizens' Advisory Committee ([CAC Board Page](#)) makes funding recommendations for CDBG to the City Council, which has final approval. Agencies interested in receiving information about the workshop should contact CED at 326-7765 or ced.info@davenportiowa.com

Eligible applicants for HOME are for-profit and non-profit affordable housing developers with documented experience, capacity, and financial resources to complete projects in a timely manner and in compliance with all applicable regulations. CED staff oversees the application, construction, and compliance process for HOME funds. HOME funds are awarded to affordable housing activities on a project by project basis. Consideration by the City Council may be required based on the size and/or cost of the affordable housing development being proposed. Developers interested in receiving information about the HOME program CED at 326-7765 or ced.info@davenportiowa.com

GRANT DOCUMENTATION

Each year, the City must submit an Annual Action Plan describing the proposed use of federal funds and a Consolidated Annual Performance Evaluation Report (CAPER) describing the use of and beneficiaries of federal funding. Regulations require that the most recent five years of these documents be available to the public, as well as any draft plans or CAPERs for the current year. These documents are available below. Copies are also available for public review at Davenport City Hall and at the Davenport Library (Main and Branch locations). A limited number of free paper copies are available on a first come, first served, basis. Alternative formats for those with disabilities will be made available upon request. Interpretive services are available at no charge. Servicios interpretativos libres estan disponibles.

- [Annual Action Plan 2022 - Final submitted to HUD](#)
- [Annual Action Plan 2021 - DRAFT pending HUD Approval](#)
- [Amendments to Consolidated and Annual Action Plan, April 2021 - DRAFT pending HUD Approval](#)
- [Amendments to 2019 Annual Action Plan, April 2020](#)
- [Annual Action Plan 2019](#)
- [Annual Action Plan 2018](#)
- [Annual Action Plan 2017](#)
- [Annual Action Plan 2016](#)
- [Consolidated and Annual Action Plan 2015](#)

- [Year 46 CAPER](#)
- [Year 45 CAPER](#)
- [Year 44 CAPER](#)
- [Year 43 CAPER](#)
- [Year 42 CAPER](#)
- [Year 41 CAPER](#)
- [Year 40 CAPER](#)
- [Year 39 CAPER](#)

OTHER REPORTS AND STUDIES

- Analysis of Impediments to Fair Housing Choice (See more about AI): HUD requires that communities receiving CDBG funds periodically prepare an Analysis of Impediments to Fair Housing Choice (AI). The last AI was completed in 2019 in partnership with the cities of Rock Island and Moline.
- Housing Needs Assessment (Needs Assessment): The State of Iowa's Workforce Housing Tax Credit Program stipulates that applications for new construction tax credits are only accepted in areas where a Housing Needs Assessment has been recently completed and there are areas of the community that have been determined to be distressed. Davenport's Housing Needs Assessment was completed in 2020.

- HOME Investment Partnerships – American Rescue Act (HOME-ARP)

HOME-ARP is part of the American Rescue Plan Act (ARPA) which is funding to address the continued impact of the COVID-19 pandemic. A portion of the ARPA funds was appropriated to be administered through HUD's HOME Investment Partnership Program (HOME) creating HOME-ARP. HOME-ARP funds must benefit qualifying populations (QP's) under four specified activities.

Qualifying Populations (QP's):

- Sheltered and unsheltered homeless populations
- Those currently housed populations at risk of homelessness
- Other families requiring services or housing assistance or to prevent homelessness
- Those at greatest risk of housing instability or in unstable housing situations

Eligible Activities:

- Development and support of affordable rental housing
- TBRA (tenant based rental assistance)
- Supportive Services
- Non-Congregate Shelter

The HOME-ARP plan will be available for public comment from August 22, 2022 - September 6, 2022. Copies are available at City Hall (226 W. 4th Street), all three Davenport Library Branches and linked here: [HOME Investment Partnerships – American Rescue Act \(HOME-ARP\)](#).

A public hearing will be held on Wednesday, September 7, 2022 at 5:30 PM at City Hall in the City Council Chambers during the City Council Meeting. Additional information on HOME-ARP funding can be found here: www.hudexchange.info/programs/home-arp/.

Interpretive services are available at no charge. Servicios interpretativos libres estan disponibles. If you need accommodations for any reason, or for further information, please contact our office at Community Planning & Economic Development Department, City Hall, 226 West 4th Street, Davenport, IA, 52801 or (563) 326-7765 or TTY (563) 326-6145.

We are also holding a virtual public input meeting, please join us on Tuesday, August 23, 2022 at 2:00 PM to learn all about HOME-ARP. Registration is not required. The meeting will be recorded and available online for comments if you are not able to attend live. Comments can be sent to Meghan Overton (meghan.overton@davenportiowa.com) through September 6, 2022.

City of Davenport HOME-ARP Virtual Input Meeting

Tue, Aug 23, 2022 2:00 PM - 3:00 PM (CDT)

Please join my meeting from your computer, tablet or smartphone.

<https://meet.goto.com/CEDM/city-of-davenport-home-arp>

You can also dial in using your phone.

United States (Toll Free): 1 877 309 2073

United States: +1 (646) 749-3129

Access Code: 958-718-557

Virtual Community Input Meeting


August 23, 2022

<https://www.youtube.com/watch?v=DNu04OrfvOk&t=83s>

youtube.com/watch?v=DNu04OrfvOk&t=83s

Employee Self Servi... Imported From IE FEMA Flood Map S... City of Davenport -... Building Permits Hi... Davenport, Iowa -... 24 CFR Part 58 NearMap Code of Federal Re... E Plan


YouTube Search



WELCOME TO THE HOME-ARP COMMUNITY INPUT MEETING


Community & Economic Development
August 23, 2022 @ 2:00 PM

Meghan Overton
Neighborhood Development Coordinator
meghan.overton@davenportiowa.com



Play (k) 0:00 / 18:45

HOME Investment Partnerships – American Rescue Act (HOME-ARP)

 City of Davenport, Iowa
377 subscribers

Subscribe

0 Likes Comment Share Save

**NOTICE OF PUBLIC COMMENT PERIOD AND PUBLIC HEARING ON THE
Amendment of the 2021 Annual Action Plan (AAP) and Public Comment Period to add the
HOME-ARP Allocation Plan (HOME Investment Partnerships – American Rescue Plan Act)**

Public Comment:

The City of Davenport is establishing a 15-day comment period from May 1, 2023 to May 15, 2023, for citizen review of the draft amendment of the 2021 Annual Action Plan (AAP) to add the HOME-ARP Allocation Plan.

The amendment to the 2021 Annual Action Plan is to include the HOME-ARP allocation plan as an attachment. The HOME-ARP plan presents funding available for specific activities and populations outlined in HUD CPD Notice 21-10 (Issued on September 13, 2021). HOME-ARP eligible activities include: Development and support of affordable rental housing, tenant based rental assistance (TBRA), Supportive Services, and Non-Congregate Shelters. These eligible activities are for qualifying populations (QP's) that include: Homeless; At Risk of Homelessness; Fleeing, or Attempting to flee, Domestic Violence, Dating Violence, Sexual Assault, Stalking, or Human Trafficking; and Other Populations requiring services or housing assistance to prevent homelessness and other populations at greatest risk of housing instability as defined by HUD in the HOME-ARP notice 21-10. The City of Davenport is receiving \$1,533,897.00 for above mentioned activities. Priority needs for qualifying populations have been identified as the following based on the consultation process and data available for the City of Davenport and surrounding metro area: Create supportive service programs focused on preventing and alleviating homelessness with an emphasis on a financial counseling and mentoring; and Provide rental and utility assistance for those who are at risk of becoming homeless to alleviate the need to go through the shelters and keep people in their current housing units or be able to find new units.

Copies of the AAP amended draft will be available from 5/1/23 to 5/15/23 for public review at: Davenport City Hall, 226 W. 4th Street, and the City of Davenport libraries: 321 Main Street, 6000 Eastern Avenue, 3000 Fairmount Street. Additionally the AAP is available on the City's website www.davenportiowa.com under the Community & Economic Development Department.

All citizens may submit written comments on the Plan during the 15-day period. Comments will be accepted by the Community and Economic Development Department, City Hall, attn.: CED-AAP, 226 W. 4th Street, Davenport, IA, 52801 or ced.info@davenportiowa.com through May 15, 2023. Interpretive Services are available at no charge. Servicios interpretivos libres estan disponibles.

Public Hearing:

Notice is hereby given that at 5:30 p.m. on May 3, 2023 in the City Council Chambers, City Hall (226 W. 4th Street), in the City of Davenport, Iowa, there will be a hearing on the amendment of the 2021 Annual Action Plan to include the HOME-ARP allocation plan. The City Council Chambers are accessible to the physically challenged. Individuals requiring accommodations should call 563-326-7765 or TTY 563-326-6145 seven days in advance of the public hearing.

Interpretive services are available at no charge. Servicios interpretativos libres estan disponibles. If you need accommodations for any reason, or for further information, please contact our office at Community Planning and Economic Development Department, City Hall, 226 West 4th Street, Davenport, IA, 52801 or (563) 326-7765 or TTY 326-6145.

***** Proof of Publication *****

STATE OF IOWA
SCOTT COUNTY, } ss.

The undersigned, being first duly sworn, on oath does say that he/she is an authorized employee of THE QUAD-CITY TIMES, morning edition, a daily newspaper printed and published by Lee Enterprises, Incorporated, in the City of Davenport, Scott County, Iowa, and that a notice, a printed copy of which is made a part of this affidavit, was published in said THE QUAD-CITY TIMES, on the dates listed below.

CITY OF DAVENPORT - LEGALS

Sharon Langel
226 W 4TH ST
DAVENPORT, IA 52801

ORDER NUMBER 153747

The affiant further deposes and says that all of the facts set forth in the foregoing affidavit are true as he/she verily believes.

Shelby Grimsley

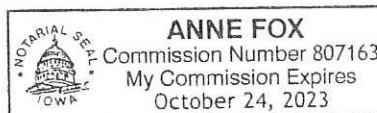
Section: Notices & Legals
Category: 2627 Miscellaneous Notices
PUBLISHED ON: 04/29/2023

TOTAL AD COST: 79.14
FILED ON: 5/1/2023

Subscribed and sworn to before me by said affiant this 1st day of May 2023.

[Signature]

Notary Public in and for Scott County, Iowa



*** Proof of Publication ***

**NOTICE OF PUBLIC COMMENT
PERIOD AND PUBLIC HEARING ON
THE Amendment of the 2021 Annual
Action Plan (AAP) and Public
Comment Period to add the
HOME-ARP Allocation Plan (HOME
Investment Partnerships – American
Rescue Plan Act)**

Public Comment:

The City of Davenport is establishing a 15-day comment period from May 1, 2023 to May 15, 2023, for citizen review of the draft amendment of the 2021 Annual Action Plan (AAP) to add the HOME-ARP Allocation Plan.

The amendment to the 2021 Annual Action Plan is to include the HOME-ARP allocation plan as an attachment. The HOME-ARP plan presents funding available for specific activities and populations outlined in HUD CPD Notice 21-10 (Issued on September 13, 2021). HOME-ARP eligible activities include: Development and support of affordable rental housing, tenant based rental assistance (TBRA), Supportive Services, and Non-Congregate Shelters. These eligible activities are for qualifying populations (QPs) that include: Homeless; At Risk of Homelessness; Fleeing, or Attempting to flee, Domestic Violence, Dating Violence, Sexual Assault, Stalking, or Human Trafficking; and Other Populations requiring services or housing assistance to prevent homelessness and other populations at greatest risk of housing instability as defined by HUD in the HOME-ARP notice 21-10. The City of Davenport is receiving \$1,533,897.00 for above mentioned activities. Priority needs for qualifying populations have been identified as the following based on the consultation process and data available for the City of Davenport and surrounding metro area: Create supportive service programs focused on preventing and alleviating homelessness with an emphasis on a financial counseling and mentoring; and Provide rental and utility assistance for those who are at risk of becoming homeless to alleviate the need to go through the shelters and keep people in their current housing units or be able to find new units.

Copies of the AAP amended draft will be available from 5/1/23 to 5/15/23 for public review at: Davenport City Hall, 226 W. 4th Street, and the City of Davenport libraries: 321 Main Street, 6000 Eastern Avenue, 3000 Fairmount Street. Additionally the AAP is available on the City's website www.davenportiowa.com under the Community & Economic Development Department.

All citizens may submit written comments on the Plan during the 15-day period. Comments will be accepted by the Community and Economic Development Department, City Hall, attn.: CED-AAP, 226 W. 4th Street, Davenport, IA, 52801 or ced.info@davenportiowa.com through May 15, 2023. Interpretive Services are available at no charge. Servicios interpretivos libres estan disponibles.

Public Hearing:

Notice is hereby given that at 5:30 p.m. on May 3, 2023 in the City Council Chambers, City Hall (226 W. 4th Street), in the City of Davenport, Iowa, there will be a hearing on the amendment of the 2021 Annual Action Plan to include the HOME-ARP allocation plan. The City Council Chambers are accessible to the physically challenged. Individuals requiring accommodations should call 563-326-7765 or TTY 563-326-6145 seven days in advance of the public hearing.

Interpretive services are available at no charge. Servicios interpretativos libres estan disponibles. If you need accommodations for any reason, or for further information, please contact our office at Community Planning and Economic Development Department, City Hall, 226 West 4th Street, Davenport, IA, 52801 or (563) 326-7765 or TTY 326-6145.

Brian Krup, Deputy City Clerk
PO#2310126

COMMITTEE OF THE WHOLE

City of Davenport, Iowa

Wednesday, May 3, 2023; 5:30 PM

City Hall | 226 West 4th Street | Council Chambers

REVISED MAY 2, 2023

- I. Moment of Silence
- II. Pledge of Allegiance
- III. Roll Call
- IV. Meeting Protocol and Decorum
- V. City Administrator Update
- VI. Public Hearings
 - A. Community Development
 1. Public Hearing on the status of awarded funds from the State of Iowa CDBG-CV (COVID) funding as required at the halfway point of reimbursement. [All Wards]
 2. **Public Hearing on the amendment to the 2021 Annual Action Plan to add the HOME-ARP Allocation Plan, after the completion of the public comment period. [All Wards]**
 - B. Public Works
 1. Public Hearing on the plans, specifications, form of contract, and estimate of cost for the 2023 Alley Repair Program reconstruction of the north-south alley from East 8th Street to East 10th Street between Farnam Street and Grand Avenue, CIP #35038. [Ward 3]
 2. Public Hearing on the plans, specifications, form of contract, and estimate of cost for the West 7th Street (Gaines Street to Ripley Street) Resurfacing project, CIP #35062. [Ward 3]
 - C. Finance
 1. Public Hearing on amending the FY 2023 Operating and Capital Improvement Budgets. [All Wards]
- VII. Proclamations
 - A. Mental Health Awareness Month | May 2023
 - B. National Salvation Army Week | May 15 - 21, 2023
 - C. Military Appreciation Week | May 15 - 20, 2023

VIII. Petitions and Communications from Council Members and the Mayor

IX. Action items for Discussion

COMMUNITY DEVELOPMENT

Kyle Gripp, Chair; Judith Lee, Vice Chair

I. COMMUNITY DEVELOPMENT

1. Third Consideration: Ordinance for Case REZ23-01 being the request of Midwest Fidelity Partners LLC to rezone 1930 and 1934 North Division Street and 1711 West Pleasant Street from R-4C Single-Family and Two-Family Central Residential District to C-2 Corridor Commercial District. [Ward 4]
2. Third Consideration: Ordinance for Case ROW23-01 being the request of Midwest Fidelity Partners LLC to vacate the alley right-of-way located west of North Division Street between West Pleasant Street and Hickory Grove Road. [Ward 4]
3. Motion approving the amendment to the 2021 Annual Action Plan to add the HOME-ARP Allocation Plan, after the completion of the public comment period, and authorizing the City Administrator or her designees to sign necessary documents and agreements. [All Wards]
4. Motion approving the Annual Action Plan for Year 49 (July 1, 2023 - June 30, 2024) for the CDBG and HOME Programs, and authorizing the City Administrator or her designees to sign necessary documents and agreements. [All Wards]

II. Motion recommending discussion or consent for Community Development items

PUBLIC SAFETY

Ben Jobgen, Chair; Maria Dickmann, Vice Chair

III. PUBLIC SAFETY

1. Resolution approving a street closure request for the listed date and time to hold an outdoor event.

Common Chord; Live@Five Block Party; 129 North Main Street; 8:00 a.m. - 11:30 p.m. Friday, June 2, 2023; **Closure**: West 2nd Street between Main Street and Brady Street. [Ward 3]

2. Motion approving noise variance requests for the listed dates and times for outdoor events.

Mt. Sinai Fellowship; Praise A-Thon; 4706 Northwest Boulevard; 11:00 a.m. - 5:00 p.m. Saturday, May 20, 2023; Outdoor music, over 50 dBA. [Ward 7]

Common Chord; Live@Five Block Party; 129 North Main Street (Courtyard) 5:00 p.m. - 8:00 p.m. Friday, June 2, 2023; Outdoor music/band, over 50 dBA. [Ward 3]

City of Davenport; Party in the Park; 5:30 p.m. - 7:30 p.m. Thursday, June 15, 2023 (Lafayette Park | 700 West 4th Street); Thursday, June 22, 2023 (Marquette Park |

3200 North Marquette Street); Thursday, August 10, 2023 (Garfield Park | 1224 East 29th Street); and Thursday, August 17, 2023 (Emeis Park | 4500 West Locust Street); Outdoor music/band, over 50 dBA. [Wards 1, 3, 5, & 7]

3. Motion approving beer and liquor license applications.

A. New License, new owner, temporary permit, temporary outdoor area, location transfer, etc (as noted):

Ward 3

RME Courtyard (River Music Experience) – 121 West 2nd Street – Temporary Extended Outdoor Area June 2 – License Type: Class C Retail (On-Premises)

The Vintage Wine Bar (The Vintage Wine Bar, LLC) – 421 West River Drive Parking Lot – Temporary License May 24-May 28 and May 31-June 4 – License Type: Special Class C Retail (On-Premises)

Ward 5

Rudy's Tacos (LaRosa S A, Inc) – 2214 East 11th Street - Temporary Extended Outdoor Area May 29 – License Type: Class C Retail (On-Premises)

B. Annual License Renewals (with Outdoor Area Renewals as noted):

Ward 1

Gunchies (Conrad Holdings, LLC) - 2905 Telegraph Road - Outdoor Area - License Type: Class C Retail (On-Premises)

West Locust Shell (Malwa, LLC) - 4425 West Locust Street - License Type: Class C Beer (Carry-Out)

Ward 2

Mk Grocery (Mk Grocery, Inc) - 1715 West Kimberly Road - License Type: Class B Retail (Carry-Out)

Pilot Travel Center #636 (Pilot Travel Centers, LLC) - 8200 Northwest Boulevard - License Type: Class B Retail (Carry-Out)

Ward 3

Front Street Brewery, Inc (Front Street Brewery, Inc) - 421 West River Drive #3, 4 - Outdoor Area - License Type: Class C Retail (On-Premises)

Ward 4

Wise Guys Pizza & Pub (PB&B, LLC) - 2824 West Locust Street #3A - Outdoor Area - License Type: Class C Retail (On-Premises)

Ward 5

McClellan Stockade (Koellner Enterprises 6, LLC) - 2124 East 11th Street - Outdoor Area - License Type: Class C Retail (On-Premises)

IV. Motion recommending discussion or consent for Public Safety items

PUBLIC WORKS

Rick Dunn, Chair; Tim Kelly, Vice Chair

V. PUBLIC WORKS

1. Resolution approving the plans, specifications, form of contract, and estimate of cost for the 2023 Alley Repair Program reconstruction of the north-south alley from East 8th Street to East 10th Street between Farnam Street and Grand Avenue, CIP #35038. [Ward 3]
2. Resolution approving the plans, specifications, form of contract, and estimate of cost for the West 7th Street (Gaines Street to Ripley Street) Resurfacing project, CIP #35062. [Ward 3]
3. Resolution accepting work completed under the FY 2019 Contract Sewer Repair Program by Hagerty Earthworks LLC of Muscatine, Iowa in the amount of \$489,450.54, CIP #30044 and #33001. [All Wards]
4. Resolution authorizing submission of the FY 2024 Iowa Department of Transportation State Transit Assistance (STA) Program grant application in the approximate amount of \$542,205. [All Wards]
5. Motion authorizing the Public Works Director to waive permit fees for work to be performed at properties due to physical damage caused by the Spring 2023 flood event(s) for those with a completed damage assessment by the City of Davenport, and for restoration of utilities that were disconnected by MidAmerican Energy in response to the flooding. [Ward 1, 3, & 5]
6. Motion approving a purchase agreement with Gene Westphal for the acquisition of land necessary for the Duck Creek Sewer Extension project in the amount of \$60,640, ARP #18. [Ward 2]
7. Motion approving a purchase agreement with Lombard Acres, LLC for the acquisition of land necessary for the Duck Creek Sewer Extension project in the amount of \$62,890, ARP #18. [Ward 2]
8. Motion approving a purchase agreement with Chris and Colene Bowersox for the acquisition of land necessary for the Duck Creek Sewer Extension project in the amount of \$56,020, ARP #18. [Ward 2]

VI. Motion recommending discussion or consent for Public Works items

FINANCE

JJ Condon, Chair; Derek Cornette, Vice Chair

VII. FINANCE

1. Third Consideration: Ordinance amending Chapter 5.10 entitled "Alcoholic Beverage Control" of the Municipal Code of Davenport, Iowa by repealing the current Chapter 5.10 and enacting a new Chapter 5.10 entitled "Alcoholic Beverage Control" in its place. [All Wards]
2. Second Consideration: Ordinance amending Chapter 13.16 entitled "Wastewater Facilities" of the Municipal Code of Davenport, Iowa by amending subsection 13.16.106(D) to change the maximum amount billed for quarterly residential customers from 50 ccf to 35 ccf. [All Wards]
3. Resolution amending the FY 2023 Operating and Capital Improvement Budgets. [All Wards]
4. Motion approving the purchase of Pure Storage for the Davenport Police Department from Insight Public Sector of Des Moines, Iowa in the amount of \$86,088.52. [All Wards]
5. Motion approving the purchase of Aruba HPE Switches from Aercor Wireless Inc of Prior Lake, Minnesota in the amount of \$86,674.44. [All Wards]

VIII. Motion recommending discussion or consent for Finance items

X. PURCHASES OF \$10,000 TO \$50,000 (For Information Only)

1. Origin Design | Farnam Street alley design | Amount: \$10,000
2. University of Iowa | Union Station geotechnical boring | Amount: \$10,252
3. Logan Contractors Supply Inc | curb roller attachments | Amount: \$10,785.40
4. John J Carbone | Duck Creek Sewer Interceptor Extension easement acquisition | Amount: \$12,000
5. Impact7G Inc | Goose Creek Park stream assessment and preliminary design and plans | Amount: \$13,045
6. Paragon Commercial Interiors Inc | Eastern Avenue Library tables | Amount: \$14,311.73
7. LPW-I Inc | installation of vapor phase units | Amount: \$15,251
8. Kankakee Nursery Co | tree purchase | Amount: \$20,512
9. Impact, LLC | Fairmount Library workroom furniture | Amount: \$21,260.97
10. Schichtel's Nursery Inc | tree purchase | Amount: \$28,100
11. Marla J Dexter | Duck Creek Sewer Interceptor Extension easement acquisition | Amount: \$34,590
12. Kye A Dexter | crop compensation due to Duck Creek Sewer Interceptor Extension easement acquisition | Amount: \$36,045

XI. Other Ordinances, Resolutions and Motions

XII. Public with Business

PLEASE NOTE: At this time individuals may address the City Council on any matters of City business not appearing on this agenda. This is not an opportunity to discuss issues with the Council members or get information. In accordance with Open Meetings law, the Council cannot take action on any complaint or suggestions tonight, and cannot respond to any

allegations at this time.

Please state your Name and Ward for the record. There is a five (5) minute time limit.
Please end your comments promptly.

XIII. Reports of City Officials

XIV. Adjourn

City of Davenport

Department: Community Development Committee
Contact Info: Bruce Berger | 563-326-7769

Action / Date
5/3/2023

Subject:

Public Hearing on the amendment to the 2021 Annual Action Plan to add the HOME-ARP Allocation Plan, after the completion of the public comment period. [All Wards]

Recommendation:

Hold the Hearing.

Background:

The U.S. Department of Housing and Urban Development (HUD) provided the opportunity for HOME-ARP dollars to states and communities to address the needs of those who are homeless or at-risk of homelessness. Communities must submit a HOME-ARP allocation plan as part of an amendment to the 2021 Annual Action Plan (AAP, which was previously approved).

HOME-ARP dollars can be allocated only for specific activities and populations outlined in HUD CPD Notice 21-10 (issued on September 13, 2021). HOME-ARP eligible activities include development and support of affordable rental housing, tenant-based rental assistance (TBRA), supportive services, and non-congregate shelters.

These eligible activities are only for qualifying populations (QPs) which are defined as those who are: homeless; at risk of homelessness; fleeing, or attempting to flee, domestic violence, dating violence, sexual assault, stalking, or human trafficking; and other populations requiring services or housing assistance to prevent homelessness and other populations at greatest risk of housing instability.

The City of Davenport is receiving \$1,533,897 for the above-mentioned activities. Through a consultation process and data available for the City of Davenport and surrounding metro area, the following strategies to address priority needs have been identified:

- Create supportive service programs focused on preventing and alleviating homelessness with an emphasis on a financial counseling and mentoring,
- Provide rental and utility assistance for those who are at risk of becoming homeless to alleviate the need to go through the shelters and keep people in their current housing units or be able to find new units.

A Public Hearing on the proposed plan is required by HUD. Copies of the HOME-ARP Plan draft are available from May 1, 2023 to May 15, 2023 for public review at Davenport City Hall, the City of Davenport libraries, and on the City's website www.davenportiowa.com under Community & Economic Development Department.

Pending this Public Hearing and the completion of the comment period, a related Motion is also on this agenda, which will authorize staff to submit required documentation to HUD for final plan approval.

ATTACHMENTS:

Type

Description

REVIEWERS:

Department	Reviewer	Action	Date
Community Development Committee	Berger, Bruce	Approved	4/27/2023 - 11:48 AM

CITY COUNCIL MEETING

City of Davenport, Iowa

Wednesday, May 10, 2023; 5:30 PM

City Hall | 226 West 4th Street | Council Chambers

- I. Moment of Silence
- II. Pledge of Allegiance
- III. Roll Call
- IV. Meeting Protocol and Decorum
- V. Approval of Minutes
Approval of the City Council Meeting minutes for April 26, 2023.
- VI. City Administrator Update
- VII. Report on Committee of the Whole
Approval of the Report on Committee of the Whole for May 3, 2023.
- VIII. Appointments, Proclamations, Etc.
 - A. Appointments
 1. Design Review Board
 - Lana Tylka (new appointment)
 2. Riverfront Improvement Commission
 - Scott Pettis (new appointment | 2nd Ward)
 - B. Proclamations
 1. National Police Week | May 14 - 20, 2023, and Peace Officer Memorial Day | May 15, 2023
 2. National Public Works Week | May 21 - 27, 2023
- IX. Presentations
 - A. 2023 Fire Explorers Recognition
- X. Petitions and Communications from Council Members and the Mayor
- XI. Individual Approval of Items on the Discussion Agenda
 1. Third Consideration: Ordinance for Case REZ23-01 being the request of Midwest Fidelity Partners LLC to rezone 1930 and 1934 North Division Street and 1711 West Pleasant Street from R-4C Single-Family and Two-Family Central Residential District to C-2 Corridor Commercial District. [Ward 4]

2. Third Consideration: Ordinance for Case ROW23-01 being the request of Midwest Fidelity Partners LLC to vacate the alley right-of-way located west of North Division Street between West Pleasant Street and Hickory Grove Road. [Ward 4]

XII. Approval of All Items on the Consent Agenda

****NOTE:** These are routine items and will be enacted at the City Council Meeting by one roll call vote without separate discussion unless an item is requested to be removed and considered separately.

1. Third Consideration: Ordinance amending Chapter 5.10 entitled "Alcoholic Beverage Control" of the Municipal Code of Davenport, Iowa by repealing the current Chapter 5.10 and enacting a new Chapter 5.10 entitled "Alcoholic Beverage Control" in its place. [All Wards]
2. Second Consideration: Ordinance amending Chapter 13.16 entitled "Wastewater Facilities" of the Municipal Code of Davenport, Iowa by amending subsection 13.16.106(D) to change the maximum amount billed for quarterly residential customers from 50 ccf to 35 ccf. [All Wards]
3. Resolution approving a street closure request for the listed date and time to hold an outdoor event.

Common Chord; Live@Five Block Party; 129 North Main Street; 8:00 a.m. - 11:30 p.m. Friday, June 2, 2023; **Closure:** West 2nd Street between Main Street and Brady Street. [Ward 3]

4. Resolution approving the plans, specifications, form of contract, and estimate of cost for the 2023 Alley Repair Program reconstruction of the north-south alley from East 8th Street to East 10th Street between Farnam Street and Grand Avenue, CIP #35038. [Ward 3]
5. Resolution approving the plans, specifications, form of contract, and estimate of cost for the West 7th Street (Gaines Street to Ripley Street) Resurfacing project, CIP #35062. [Ward 3]
6. Resolution accepting work completed under the FY 2019 Contract Sewer Repair Program by Hagerty Earthworks LLC of Muscatine, Iowa in the amount of \$489,450.54, CIP #30044 and #33001. [All Wards]
7. Resolution authorizing submission of the FY 2024 Iowa Department of Transportation State Transit Assistance (STA) Program grant application in the approximate amount of \$542,205. [All Wards]
8. Resolution amending the FY 2023 Operating and Capital Improvement Budgets. [All Wards]
9. **Motion approving the amendment to the 2021 Annual Action Plan to add the HOME-ARP Allocation Plan, after the completion of the public comment period, and authorizing the City Administrator or her designees to sign necessary documents and agreements. [All Wards]**
10. Motion approving the Annual Action Plan for Year 49 (July 1, 2023 - June 30, 2024) for the CDBG and HOME Programs, and authorizing the City

Administrator or her designees to sign necessary documents and agreements. [All Wards]

11. Motion approving noise variance requests for the listed dates and times for outdoor events.

Mt. Sinai Fellowship; Praise A-Thon; 4706 Northwest Boulevard; 11:00 a.m. - 5:00 p.m. Saturday, May 20, 2023; Outdoor music, over 50 dBA. [Ward 7]

Common Chord; Live@Five Block Party; 129 North Main Street (Courtyard) 5:00 p.m. - 8:00 p.m. Friday, June 2, 2023; Outdoor music/band, over 50 dBA. [Ward 3]

City of Davenport; Party in the Park; 5:30 p.m. - 7:30 p.m. Thursday, June 15, 2023 (Lafayette Park | 700 West 4th Street); Thursday, June 22, 2023 (Marquette Park | 3200 North Marquette Street); Thursday, August 10, 2023 (Garfield Park | 1224 East 29th Street); and Thursday, August 17, 2023 (Emeis Park | 4500 West Locust Street); Outdoor music/band, over 50 dBA. [Wards 1, 3, 5, & 7]

12. Motion approving beer and liquor license applications.

A. New License, new owner, temporary permit, temporary outdoor area, location transfer, etc (as noted):

Ward 3

RME Courtyard (River Music Experience) – 121 West 2nd Street – Temporary Extended Outdoor Area June 2 – License Type: Class C Retail (On-Premises)

The Vintage Wine Bar (The Vintage Wine Bar, LLC) – 421 West River Drive Parking Lot – Temporary License May 24-May 28 and May 31-June 4 – License Type: Special Class C Retail (On-Premises)

Ward 5

Rudy's Tacos (LaRosa S A, Inc) – 2214 East 11th Street - Temporary Extended Outdoor Area May 29 – License Type: Class C Retail (On-Premises)

B. Annual License Renewals (with Outdoor Area Renewals as noted):

Ward 1

Gunchies (Conrad Holdings, LLC) - 2905 Telegraph Road - Outdoor Area - License Type: Class C Retail (On-Premises)

West Locust Shell (Malwa, LLC) - 4425 West Locust Street - License Type: Class C Beer (Carry-Out)

Ward 2

Mk Grocery (Mk Grocery, Inc) - 1715 West Kimberly Road - License Type: Class B Retail (Carry-Out)

Pilot Travel Center #636 (Pilot Travel Centers, LLC) - 8200 Northwest Boulevard - License Type: Class B Retail (Carry-Out)

Ward 3

Front Street Brewery, Inc (Front Street Brewery, Inc) - 421 West River Drive #3, 4 - Outdoor Area - License Type: Class C Retail (On-Premises)

Ward 4

Wise Guys Pizza & Pub (PB&B, LLC) - 2824 West Locust Street #3A - Outdoor Area - License Type: Class C Retail (On-Premises)

Ward 5

- McClellan Stockade (Koellner Enterprises 6, LLC) - 2124 East 11th Street - Outdoor Area - License Type: Class C Retail (On-Premises)
13. Motion authorizing the Public Works Director to waive permit fees for work to be performed at properties due to physical damage caused by the Spring 2023 flood event(s) for those with a completed damage assessment by the City of Davenport, and for restoration of utilities that were disconnected by MidAmerican Energy in response to the flooding. [Ward 1, 3, & 5]
 14. Motion approving a purchase agreement with Gene Westphal for the acquisition of land necessary for the Duck Creek Sewer Extension project in the amount of \$60,640, ARP #18. [Ward 2]
 15. Motion approving a purchase agreement with Lombard Acres, LLC for the acquisition of land necessary for the Duck Creek Sewer Extension project in the amount of \$62,890, ARP #18. [Ward 2]
 16. Motion approving a purchase agreement with Chris and Colene Bowersox for the acquisition of land necessary for the Duck Creek Sewer Extension project in the amount of \$56,020, ARP #18. [Ward 2]
 17. Motion approving the purchase of Pure Storage for the Davenport Police Department from Insight Public Sector of Des Moines, Iowa in the amount of \$86,088.52. [All Wards]
 18. Motion approving the purchase of Aruba HPE Switches from Aercor Wireless Inc of Prior Lake, Minnesota in the amount of \$86,674.44. [All Wards]

XIII. Other Ordinances, Resolutions and Motions

XIV. Public with Business

PLEASE NOTE: At this time individuals may address the City Council on any

matters of City business not appearing on this agenda. This is not an opportunity to discuss issues with the Council members or get information. In accordance with Open Meetings law, the Council can not take action on any complaint or suggestions tonight, and can not respond to any allegations at this time.

Please state your Name and Ward for the record. There is a five (5) minute time limit. Please end your comments promptly.

XV. Reports of City Officials

XVI. Adjourn

City of Davenport

Department: Community Planning & Economic Development
Contact Info: Bruce Berger | 563-326-7769

Action / Date
5/10/2023

Subject:

Motion approving the amendment to the 2021 Annual Action Plan to add the HOME-ARP Allocation Plan, after the completion of the public comment period, and authorizing the City Administrator or her designees to sign necessary documents and agreements. [All Wards]

Recommendation:

Pass the Motion.

Background:

The U.S. Department of Housing and Urban Development (HUD) provided the opportunity for HOME-ARP dollars to States and communities to address the needs of those who are homeless or at-risk of homelessness. Communities must submit a HOME-ARP allocation plan as part of an amendment to the 2021 Annual Action Plan (AAP, which was previously approved).

HOME-ARP dollars can be allocated only for specific activities and populations outlined in HUD CPD Notice 21-10 (issued on September 13, 2021). HOME-ARP eligible activities include development and support of affordable rental housing, tenant-based rental assistance (TBRA), supportive services, and non-congregate shelters.

These eligible activities are only for qualifying populations (QPs) which are defined as those who are: homeless; at risk of homelessness; fleeing, or attempting to flee, domestic violence, dating violence, sexual assault, stalking, or human trafficking; and other populations requiring services or housing assistance to prevent homelessness and other populations at greatest risk of housing instability.

The City of Davenport is receiving \$1,533,897 for the above-mentioned activities. Through a consultation process and data available for the City of Davenport and surrounding metro area, the following strategies to address priority needs have been identified:

- Create supportive service programs focused on preventing and alleviating homelessness with an emphasis on a financial counseling and mentoring,
- Provide rental and utility assistance for those who are at risk of becoming homeless to alleviate the need to go through the shelters and keep people in their current housing units or be able to find new units.

Copies of the HOME-ARP Plan draft are available from May 1, 2023 to May 15, 2023 for public review at Davenport City Hall, the City of Davenport libraries, and on the City's website www.davenportiowa.com under Community & Economic Development Department.

Pending completion of the comment period, passage of this Motion will authorize staff to submit required documentation to HUD for final plan approval.

ATTACHMENTS:

Type	Description
▫ Cover Memo	HOME-ARP Draft Plan

REVIEWERS:

Department	Reviewer	Action	Date
Community Development Committee	Berger, Bruce	Approved	4/27/2023 - 11:50 AM

DATA RESOURCES

Data Sources

HUD –

- Comprehensive Housing Affordability Strategy (CHAS) data (2014-2018) - <https://www.huduser.gov/portal/datasets/cp.html>

Institute for Community Alliances –

- Balance of State Demographics - <https://icalliances.org/demographic-bos-2021>
- Iowa Homeless County Level Data Book 2022 - <https://static1.squarespace.com/static/54ca7491e4b000c4d5583d9c/t/62742d3c9a377956e83f4550/1651780931579/COUNTY+DATA+BOOK+2022.pdf>
- Point in Time Explorer - <https://icalliances.org/pit-explorer>
- Demographics – System Performance Measures – Length of Time Persons Remain Homeless - <https://icalliances.org/demographic-bos-2021>

National Low Income Housing Coalition - <https://nlihc.org/>

- Out of Reach Data (Iowa and Scott County) - <https://nlihc.org/oor/state/ia>
- Housing Needs by State - <https://nlihc.org/housing-needs-by-state/iowa>

Other/Local –

- City of Davenport Police Department – Domestic Violence Data (2018-2022)
- City of Davenport, City of Moline, City of Rock Island – Analysis of Impediments to Fair Housing (2019)
- City of Davenport, City of Moline, City of Rock Island – Housing Needs Assessment (2020)
- QC Housing Cluster – Silos to Solutions Plan (2020)

Comprehensive Housing Affordability Strategy ("CHAS") data

Summary Level: City

Created on: March 28, 2022

Data for: Davenport city, Iowa

Year Selected: 2014-2018 ACS

Income Distribution Overview	Owner	Renter	Total	
Household Income less-than or= 30% HAMFI	1,730	3,610	5,340	
Household Income >30% to less-than or= 50% HAMFI	2,170	2,895	5,065	
Household Income >50% to less-than or= 80% HAMFI	4,060	3,595	7,655	
Household Income >80% to less-than or=100% HAMFI	3,005	1,430	4,435	
Household Income >100% HAMFI	14,115	3,665	17,780	
Total	25,075	15,200	40,275	
Housing Problems Overview 1	Owner	Renter	Total	
Household has at least 1 of 4 Housing Problems	5,125	6,925	12,050	
Household has none of 4 Housing Problems	19,950	8,275	28,225	
Cost burden not available, no other problems				
Total	25,075	15,200	40,275	
Severe Housing Problems Overview 2	Owner	Renter	Total	
Household has at least 1 of 4 Severe Housing Problems	2,335	3,925	6,260	
Household has none of 4 Severe Housing Problems	22,735	11,275	34,010	
Cost burden not available, no other problems				
Total	25,075	15,200	40,275	
Housing Cost Burden Overview 3	Owner	Renter	Total	
Cost Burden less-than or= 30%	20,020	8,005	28,025	
Cost Burden >30% to less-than or= 50%	2,830	3,130	5,960	
Cost Burden >50%	2,010	3,445	5,455	
Cost Burden not available	220	610	830	
Total	25,075	15,200	40,275	
Income by Housing Problems (Owners and Renters)	Household has at least 1 of 4 Housing Problems	Household has none of 4 Housing Problems	Cost Burden not available, no other housing problem	Total
Household Income less-than or= 30% HAMFI	4,100	1,245		5,340

Household Income >30% to less-than or= 50% HAMFI	3,725	1,335		5,065
Household Income >50% to less-than or= 80% HAMFI	2,745	4,905		7,655
Household Income >80% to less-than or= 100% HAMFI	660	3,775		4,435
Household Income >100% HAMFI	815	16,965		
Total	12,050	28,225		40,275
Income by Housing Problems (Renters only)	Household has at least 1 of 4	Household has none of	Cost Burden not available,	Total
	Housing Problems	4 Housing Problems	no other housing problem	
Household Income less-than or= 30% HAMFI	2,775	840		3,610
Household Income >30% to less-than or= 50% HAMFI	2,395	500		2,895
Household Income >50% to less-than or= 80% HAMFI	1,325	2,270		3,595
Household Income >80% to less-than or= 100% HAMFI	145	1,285		1,430
Household Income >100% HAMFI	285	3,380		3,665
Total	6,925	8,275		15,200
Income by Housing Problems (Owners only)	Household has at least 1 of 4	Household has none of	Cost Burden not available,	Total
	Housing Problems	4 Housing Problems	no other housing problem	
Household Income less-than or= 30% HAMFI	1,325	405		1,730
Household Income >30% to less-than or= 50% HAMFI	1,330	835		2,170
Household Income >50% to less-than or= 80% HAMFI	1,420	2,635		4,060
Household Income >80% to less-than or= 100% HAMFI	515	2,490		3,005
Household Income >100% HAMFI	530	13,585		14,115
Total	5,125	19,950		25,075
Income by Cost Burden (Owners and Renters)	Cost burden > 30%	Cost burden > 50%	Total	
Household Income less-than or= 30% HAMFI	4,055	3,475	5,340	
Household Income >30% to less-than or= 50% HAMFI	3,650	1,240	5,065	
Household Income >50% to less-than or= 80% HAMFI	2,545	535	7,655	

Household Income >80% to less-than or= 100% HAMFI	640	105	4,435	
Household Income >100% HAMFI	530	95	17,780	
Total	11,420	5,455	40,275	
Income by Cost Burden (Renters only)	Cost burden > 30%	Cost burden > 50%	Total	
Household Income less-than or= 30% HAMFI	2,750	2,395	3,610	
Household Income >30% to less-than or= 50% HAMFI	2,345	765	2,895	
Household Income >50% to less-than or= 80% HAMFI	1,175	235	3,595	
Household Income >80% to less-than or= 100% HAMFI	150	35	1,430	
Household Income >100% HAMFI	155	15	3,665	
Total	6,575	3,445	15,200	
Income by Cost Burden (Owners only)	Cost burden > 30%	Cost burden > 50%	Total	
Household Income less-than or= 30% HAMFI	1,300	1,080	1,730	
Household Income >30% to less-than or= 50% HAMFI	1,305	475	2,170	
Household Income >50% to less-than or= 80% HAMFI	1,365	300	4,060	
Household Income >80% to less-than or= 100% HAMFI	495	75	3,005	
Household Income >100% HAMFI	375	80	14,115	
Total	4,840	2,010	25,075	

1. The four housing problems are: incomplete kitchen facilities, incomplete plumbing facilities, more than 1 person per room, and cost burden greater than 30%.

2. The four severe housing problems are: incomplete kitchen facilities, incomplete plumbing facilities, more than 1 person per room, and cost burden greater than 50%.

3. Cost burden is the ratio of housing costs to household income. For renters, housing cost is gross rent (contract rent plus utilities). For owners, housing cost is "select monthly owner costs", which includes mortgage payment, utilities, association fees, insurance, and real estate taxes.

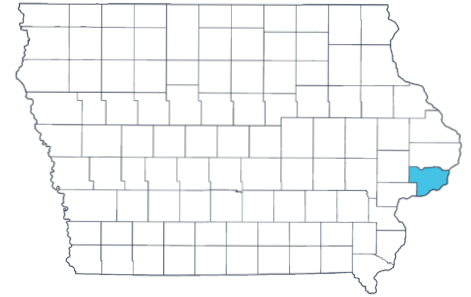
Scott County

In Scott County, there were 5951 people who experienced homelessness between 2019 and 2021, composed of 3284 households. 1824 people were homeless in 2019, 2820 were homeless in 2020, and 3767 were homeless in 2021.

Scott County has 67025 total housing units. Approximately 162 units were held intentionally vacant, and another 162 units were empty because the owner lives somewhere else, and they didn't want to sell the housing unit. 3284 sustainably affordable housing units would have prevented that homelessness.

In Scott there are a total of 84266 people employed with an average income of \$969.00 per week. Scott county has a 5.4% unemployment rate. But 15.3% of the households have incomes under half of the area median income and pay more than 30% of that income in housing costs. For 9.6% , their income is under 50% of area median income and more than 50 % of that income is paid in housing costs. This is the population most at risk of becoming homeless.

Of those 5951 people who were homeless, 1165 had histories of domestic violence or were active fleeing domestic violence. 2207 people had diagnosed disabilities. 392 were U.S. military veterans. 2184 were earning income and 2314 were receiving some non-cash benefits. Of those 5951 people who experienced homelessness, 377 were chronically homeless, meaning they have experienced homelessness for at least a year — or repeatedly — while struggling with a disabling condition such as a serious mental illness, substance use disorder, or physical disability. Ultimately 3374 of those 3284 households were exited to permanent destinations where there is an expectation that they will remain safely housed, typically including their name on a lease.



SERVICE PROVIDED

Homeless Prevention	1408
Coordinated Entry	3435
Emergency Shelter	2305
Rapid Re-Housing	660
Permanent Supportive Housing	243
Transitional housing	168
Housing Only	20
Safe Haven	58
Street Outreach	216
Other	
Services Only Program	

COUNTY WHERE SERVICE WAS PROVIDED

Black Hawk	15
Boone	
Cerro Gordo	6
Clinton	141
Dakota	
Des Moines	9
Dubuque	8
Hamilton	
Johnson	90
Linn	105
Marshall	
Muscatine	54
Polk	58
Pottawattamie	
Scott	3872
Story	6
Webster	
Winnebago	1
Woodbury	19

HOUSING COSTS percent of income spent on housing

	Scott County	Statewide Average of Counties
Less than 20.0 percent	46%	49%
20.0 to 24.9 percent	15%	14%
25.0 to 29.9 percent	9%	9%
30.0 to 34.9 percent	7%	6%
35.0 percent or more	24%	20%

RACE

	Population Experiencing Homelessness	Scott County
Hispanic	458	9197
White	2770	136884
Black, African American, or African	2960	11413
American Indian, Alaska Native, or Indigenous	91	369
Asian or Asian American	32	3295
Native Hawaiian or Pacific Islander	10	53
Some Other Race alone	78	167
Multi-Racial	0	3846

TRANSPORTATION

	Scott County	Statewide Average of Counties
Drove alone	87%	81%
Carpooled	6%	9%
Public transportation	0.7%	0.4%
Walked	1%	3%
Other	0.8%	1%
Worked from home	4%	5%





Out of Reach (/oor)

Iowa

[Out of Reach \(/oor\)](#) [About Out of Reach \(/oor/about\)](#) [View State Data \(/oor/state/al\)](#)

#45 Iowa

(/oor)

SELECT STATE:

Select a state...

State Facts

MINIMUM WAGE	\$7.25
2-BEDROOM HOUSING WAGE	\$16.55
NUMBER OF RENTER HOUSEHOLDS	366,974
NUMBER OF RENTER HOUSEHOLDS BELOW 30% AMI	98,194
PERCENT OF RENTER HOUSEHOLDS BELOW 30% AMI	27%
NUMBER OF RENTER HOUSEHOLDS BELOW 50% AMI	166,185
PERCENT OF RENTER HOUSEHOLDS BELOW 50% AMI	45%

Affordable Rent for Low Income Households

Minimum Wage Worker

\$377/mo

Household at 30% of Area Median Income

\$660/mo

Household at 50% of Area Median Income

\$1,101/mo

Fair Market Rent

1-Bedroom Fair Market Rent

\$684/mo

2-Bedroom Fair Market Rent

\$860/mo

Working at minimum wage

\$7.25/hr

Each week you have to work

73 HOURS

To afford a modest 1 bedroom rental home at Fair Market Rent

CONNECT TO NETWORK

Iowa

(/housing-needs-by-state/iowa)

<https://www.facebook.com/sharer/sharer.php?u=https%3A%2F%2Fnlihc.org%2Foor%2Fmodest%20home%20at%20https%3A%2F%2Fnlihc.org%2Foor>

<https://twitter.com/intent/tweet?text=%23OOR22%20shows%20>

<https://twitter.com/intent/tweet?text=%23OOR22%20shows%20>

SELECT 2 JURISDICTIONS

Iowa Scott County

Compare Jurisdictions

TO COMPARE:

	Iowa	Scott County
Number of Households		
TOTAL	1,273,941	67,437
RENTER	366,974	20,148
PERCENT RENTERS	29%	30%
Housing Wage		
ZERO-BEDROOM	\$11.69	\$10.29
ONE-BEDROOM	\$13.15	\$12.50
TWO-BEDROOM	\$16.55	\$15.48
THREE-BEDROOM	\$22.27	\$20.58
FOUR-BEDROOM	\$25.14	\$23.25
Fair Market Rent		
ZERO-BEDROOM	\$608	\$535
ONE-BEDROOM	\$684	\$650
TWO-BEDROOM	\$860	\$805
THREE-BEDROOM	\$1,158	\$1,070
FOUR-BEDROOM	\$1,307	\$1,209
Annual Income Needed to Afford		
ZERO-BEDROOM	\$24,319	\$21,400
ONE-BEDROOM	\$27,353	\$26,000
TWO-BEDROOM	\$34,415	\$32,200
THREE-BEDROOM	\$46,317	\$42,800
FOUR-BEDROOM	\$52,283	\$48,360
Minimum Wage		
MINIMUM WAGE	\$7.25	\$7.25
RENT AFFORDABLE FOR A FULL-TIME WORKER AT MINIMUM WAGE	\$377	\$377
Work Hours/Week at Minimum Wage		
ZERO-BEDROOM	65	57
ONE-BEDROOM	73	69
TWO-BEDROOM	91	85
THREE-BEDROOM	123	114
FOUR-BEDROOM	139	128
Supplemental Security Income (SSI) Payment		
SSI MONTHLY PAYMENT	\$841	\$841
RENT AFFORDABLE TO SSI RECIPIENT	\$252	\$252
Income Levels		
30% OF AREA MEDIAN INCOME (AMI)	\$26,415	\$26,160
50% OF AREA MEDIAN INCOME (AMI)	\$44,024	\$43,600
MEDIAN RENTER HOUSEHOLD INCOME	\$39,516	\$37,538
Rent Affordable at Different Income Levels		

	Iowa	Scott County
30% OF AREA MEDIAN INCOME (AMI)	\$660	\$654
50% OF AREA MEDIAN INCOME (AMI)	\$1,101	\$1,090
MEDIAN RENTER HOUSEHOLD INCOME	\$988	\$938

Median Wages for Largest Occupations

Occupation	Total Employment	Median Hourly Wage
WAITERS AND WAITRESSES	15,610	\$10.74
FAST FOOD AND COUNTER WORKERS	33,010	\$11.82
CASHIERS	44,250	\$11.93
ONE-BEDROOM HOUSING WAGE		\$13.15
RETAIL SALESPERSONS	37,530	\$14.27
TEACHING ASSISTANTS, EXCEPT POSTSECONDARY	22,390	\$14.52
HOME HEALTH AND PERSONAL CARE AIDES	23,550	\$14.70
COOKS, RESTAURANT	10,740	\$15.00
JANITORS AND CLEANERS, EXCEPT MAIDS AND HOUSEKEEPING CLEANERS	24,340	\$15.25
NURSING ASSISTANTS	22,070	\$15.26
STOCKERS AND ORDER FILLERS	21,970	\$15.54
TWO-BEDROOM HOUSING WAGE		\$16.55
FIRST-LINE SUPERVISORS OF FOOD PREPARATION AND SERVING WORKERS	10,670	\$18.41
OFFICE CLERKS, GENERAL	26,800	\$18.77
LABORERS AND FREIGHT, STOCK, AND MATERIAL MOVERS, HAND	28,740	\$18.92
CUSTOMER SERVICE REPRESENTATIVES	29,090	\$19.05
MISCELLANEOUS ASSEMBLERS AND FABRICATORS	16,180	\$19.10
FIRST-LINE SUPERVISORS OF RETAIL SALES WORKERS	11,360	\$19.13
SECRETARIES AND ADMINISTRATIVE ASSISTANTS, EXCEPT LEGAL, MEDICAL, AND EXECUTIVE	14,130	\$19.17
CONSTRUCTION LABORERS	12,500	\$19.55
ALL OCCUPATIONS	1,484,970	\$19.88
BOOKKEEPING, ACCOUNTING, AND AUDITING CLERKS	18,620	\$20.26
MAINTENANCE AND REPAIR WORKERS, GENERAL	14,350	\$23.30
HEAVY AND TRACTOR-TRAILER TRUCK DRIVERS	37,170	\$24.51
ELEMENTARY SCHOOL TEACHERS, EXCEPT SPECIAL EDUCATION	15,730	\$30.23
SECONDARY SCHOOL TEACHERS, EXCEPT SPECIAL AND CAREER/TECHNICAL EDUCATION	11,080	\$30.43
FIRST-LINE SUPERVISORS OF OFFICE AND ADMINISTRATIVE SUPPORT WORKERS	9,900	\$30.45
FIRST-LINE SUPERVISORS OF PRODUCTION AND OPERATING WORKERS	10,250	\$30.98
SALES REPRESENTATIVES, WHOLESALE AND MANUFACTURING, EXCEPT TECHNICAL AND SCIENTIFIC PRODUCTS	15,000	\$31.08
REGISTERED NURSES	32,650	\$31.43
ACCOUNTANTS AND AUDITORS	10,970	\$31.92
GENERAL AND OPERATIONS MANAGERS	32,670	\$39.14
SOFTWARE DEVELOPERS	10,640	\$50.62

Interested in learning more about how these numbers are calculated? Download a guide on how to use the numbers and where the numbers come from. Or Contact Us (mailto:research@nlihc.org) for more information.

Demographics - System Performance Measures

Length of Time Persons Remain Homeless, Metric 1

	Distinct count of Unique Id 70...	Ave LOT	Med LOT
ES & SH	673	68	38
ES, SH & TH	694	72	39

Balance of State Iowa

10/1/2020-10/1/2021

FILTERS

Veteran Filter

All

Gender1

All

Race1

All

Age at Entry

(rounded down to whole number)
0 to 100
and Null values

State of last perm. address

All

County of last perm. address

Scott

Zip Code of last perm. address

All

Exits to Permanent Housing with Returns to Homelessness, Metric 2

	Distinct count of Client Unique Id Metric 2	# Returns 0-90 days	% Returns 0-90 days	# Returns 91-180 days	% Returns 91-180 days	# Returns 181-365 days	% Returns 181-365 days	# Returns 366-720 days	% Returns 366-720 days	# of Returns 2 Yrs	% Returns 2 Yrs
Street Outreach	2	0	0.00%	0	0.00%	1	50.00%	1	50.00%		
Emergency Shelter	224	44	19.64%	27	12.05%	16	7.14%	87	38.84%		
Transitional Housing	17	0	0.00%	2	11.76%	2	11.76%	4	23.53%		
Permanent Housing	52	7	13.46%	4	7.69%	4	7.69%	15	28.85%		
TOTAL Returns	295	51	17.29%	33	11.19%	23	7.80%	107	36.27%		

Number of Homeless Persons, Metric 3.2

	Prior Year Counts	Current Year Counts	Difference
Unduplicated Total Sheltered Homeless Persons	642	734	92
Emergency Shelter	593	703	110
Safe Haven	26	17	-9
Transitional Housing	58	35	-23

Ethnicity Filter

All

Coordinated Entry Filter

All

Family Filter

All

Head of Household Filter

All

Employment and Income Growth for CoC Funded Projects, Metric 4

Metric 4.1 - Change in earned income for adult system stayers during the reporting period

	Prior Year Counts	Current Year Counts	Difference
Adult stayers	34	13	-21
Increased earned income	1	1	0
Percent...	2.94%	7.69%	

Chronic Filter

All

Metric 4.2 - Change in non-employment cash income for adult system stayers during the reporting period

	Prior Year Counts	Current Year Counts	Difference
Adult stayers	34	13	-21
Increased non-employment income	4	3	-1
Percent...	11.76%	23.08%	

Metric 4.3 - Change in total income for adult stayers during the reporting period

	Prior Year Counts	Current Year Counts	Difference
Adult stayers	34	13	-21
Increased total income	5	4	-1
Percent...	14.71%	30.77%	

Metric 4.4 - Change in earned income for adult system leavers

	Prior Year Counts	Current Year Counts	Difference
Adult leavers	28	66	38
Increased earned income	1	9	8
Percent...	3.57%	13.64%	

Metric 4.5 - Change in non-employment cash income for adult systems leavers

	Prior Year Counts	Current Year Counts	Difference
Adult leavers	28	66	38
Increased non-employment income	12	7	-5
Percent...	42.86%	10.61%	

Metric 4.6 - Change in total income for adult system leavers

	Prior Year Counts	Current Year Counts	Difference
Adult leavers	28	66	38
Increased total income	12	16	4
Percent...	42.86%	24.24%	

Metric 5.1 - Change in the number of persons entering ES, SH, and TH projects with no prior enrollments in HMIS

	Prior Year Counts	Current Year Counts	Difference
Persons with entries into ES, SH or TH	608	670	62
Not New	206	244	38
New	402	426	24

Metric 5.2 - Change in the number of persons entering ES, SH, TH, and PH projects with no prior enrollments in HMIS

	Prior Year Counts	Current Year Counts	Difference
Persons with entries into ES, SH, TH or PH	655	724	68
Not New	224	275	51
New	432	449	17

Metric 7a.1 - Change in exits to permanent housing destinations

	Prior Year Counts	Current Year Counts	Difference
Exited outreach	3	3	-3
Temporary/institutional destination	22	36	0
Permanent destination	27.47%	88	14
Percent	91	44.32%	

Metric 7b.1 - Change in exits to permanent housing destinations

	Prior Year Counts	Current Year Counts	Difference
Exited ES, SH, TH, RRH	169	285	271
Permanent destination	374	645	116
Percent	45.19%	44.19%	

Metric 7b.2 - Change in exits to or retention of permanent housing

	Prior Year Counts	Current Year Counts	Difference
Exited PH or remained	0	0	0
Remained in PH or permanent destination	79	77	-2
Percent			

City of Davenport - Domestic Violence Reports 2018- 2022

	Total	Female	Male	Other/NA	Avg Age	Hispanic of Any Race	Black or African American	White	Asian/Pacific Islander	American Indian/Alaska Native	Other/NA
2018	629	472	155	2	34	18	210	410	3	0	6
2019	568	400	164	4	35	23	210	349	2	0	7
2020	584	438	142	4	34	28	206	371	0	2	5
2021	621	462	158	1	35	22	224	391	1	1	4
2022	664	492	171	0	35	39	248	411	4	0	1
Total	3066	2264	790	11	34.6	130	1098	1932	10	3	23

Source: Davenport Police Department